

AD Series Pulsation Dampeners

Y A M A D A

APPLICATIONS

- **Metering / Injection / Dosing:**
Smoothing out discharge flow increases accuracy
- **Filter Press / Inline Filters:**
Increase filter efficiency by providing smooth flow
- **Spraying:**
Smooth and consistent spray pattern is easily accomplished
- **Filling:**
Eliminates inconsistent filling and splashing
- **Transfer:**
Eliminate harmful water hammer which damages piping and valves



3/8" PORT



1" PORT



1-1/2" PORT



2" PORT

Improve system performance with a Yamada AD series Pulsation Dampener

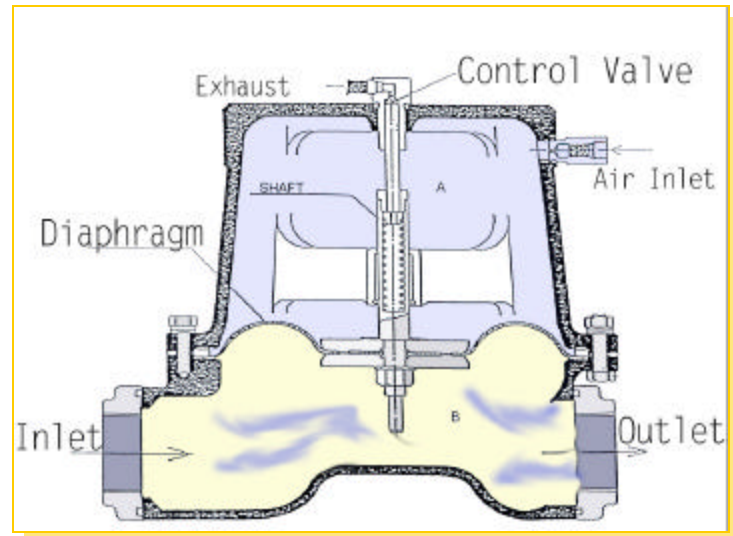
- 3/8", 1", 1-1/2" & 2" port sizes
- 316 SS, Aluminum, Cast Iron, Polypropylene & Kynar® (PVDF) housings
- Santoprene®, Hytrel, Buna N, EPDM, Neoprene, Viton® & PTFE internals
- Many common parts with corresponding size / material pump
- Flow through design keeps solids in suspension
- Totally Automatic air motor-Self relieves if discharge head reduces
- Low air consumption
- Bolted construction
- PTFE fitted is much more effective than "PTFE bellows" type
- Epoxy coating, PFA coating or E-nickel plate air side options
- Additional materials available consult Yamada

Industry flows
through **Yamada** pumps
yamadapump.com
CALL TOLL FREE 1.800.990.7867

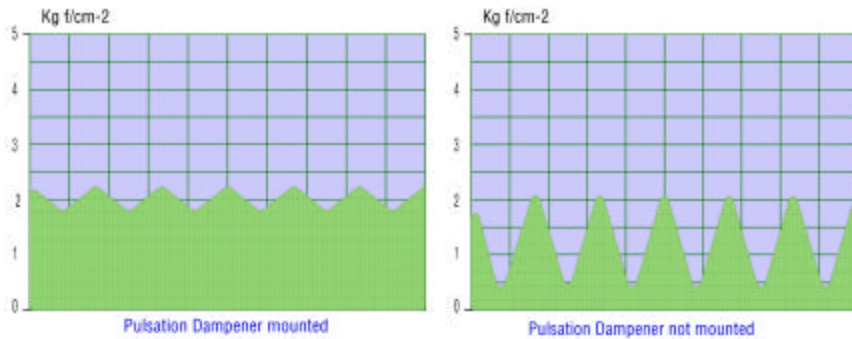
Yamada America, Inc
1200 Nuclear Drive
West Chicago, IL 60185
Phone: 630.231.4083
Fax: 630.231.7405
www.yamadapump.com
sales@yamadapump.com

Principal of Operation

Compressed air is introduced to the top section of the pulsation dampener at the same operating pressure of the pump. When the AODD pump produces a pulse fluid will enter the in-line dampener. As fluid enters the dampener, the trapped air behind the diaphragm is compressed. The fluid remains in the dampener until the system pressure returns to normal or when the pump begins another cycle. The fluid is then pushed back into the system piping as the trapped gas expands. The dampener does not restrict fluid flow, nor increase its pressure, but fills the voids and pressure fluctuations created by an AODD pump.

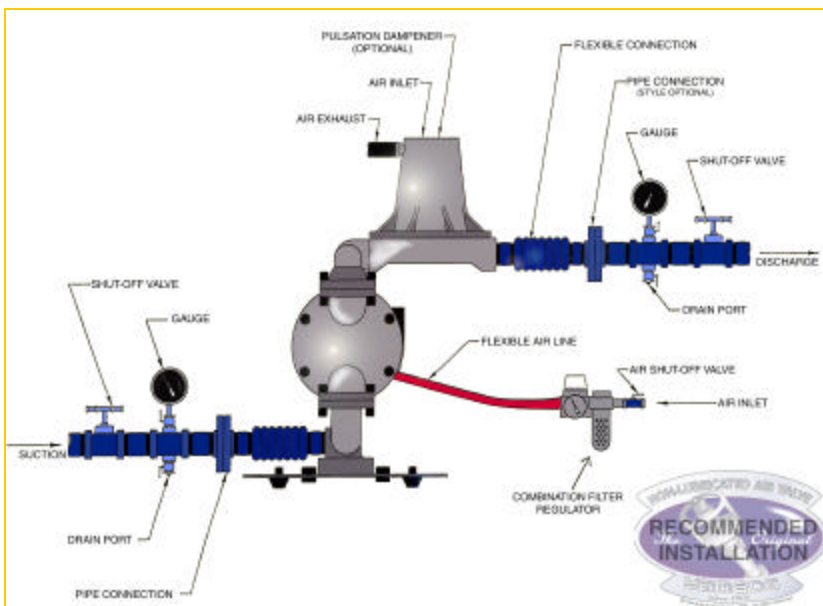


Air supply pressure 20 to 100 psi on all models



Y
A
M
A
D
A

Installation Tips



- Mount pulsation dampener as close to the pump as possible. This will allow the pulsation dampener to see as much operation pressure as possible, which will increase pulsation dampener efficiency and effectiveness.
- If the pulsation dampener is to be used in a low head application, you may need to add a control valve after the pulsation dampener to restrict flow and increase resistance.
- Mount the pulsation dampener in a horizontal position. Vertical positioning is acceptable if you are pumping a clean fluid.