

SPECIFICATIONS:

MODEL NUMBER: 2088-724-544

PUMP DESIGN: Positive Displacement 3 Chamber Diaphragm Pump

CHECK VALVE: (1-Way Operation) Prevents Reverse Flow

CAM: 3.5 Degree

MOTOR: Permanent Magnet, P/N 11-148-03, Thermally Protected

VOLTAGE: 12 VDC Nominal

PRESSURE SWITCH: Adjustable from 30-50 PSI. Factory Set @ 45 PSI Shut-Off,
Turn On 25 ± 5 PSI

LIQUID TEMPERATURE: 130 Degrees Fahrenheit (54 Degrees Centigrade) Max.

PRIME: Self-Priming Up To 7.0 Ft. Vertical,
Max. Inlet Pressure 30 PSI (2.1 Bar)

PORTS: 1/2" - 14 Male Parallel Thread

MATERIAL OF CONSTRUCTION:

PLASTICS- Polypropylene

VALVES- EPDM

DIAPHRAGM- Santoprene

FASTENERS- Zinc Plated Steel

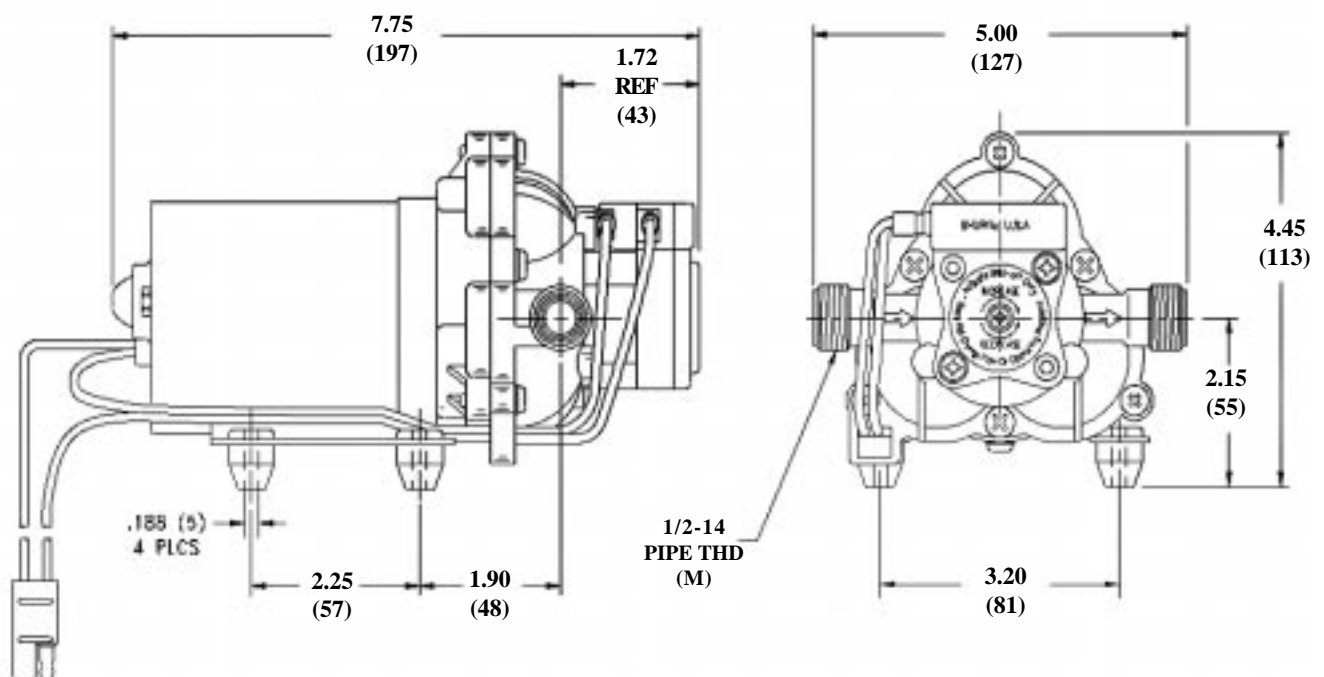
NET WEIGHT: 3.7 Lbs (1.68 Kg)

DUTY CYCLE: Intermittent (See Temp. Rise Chart)

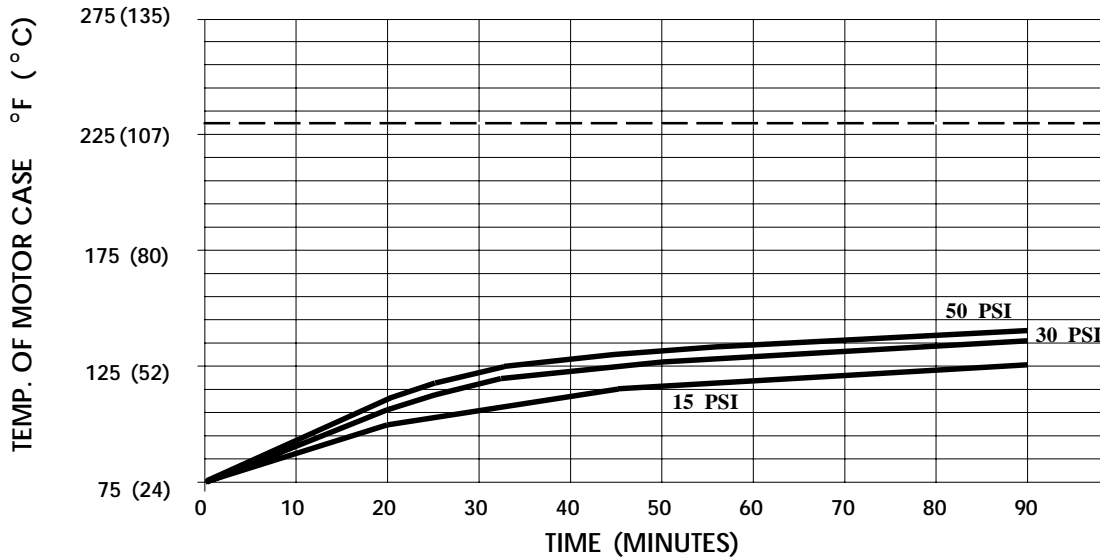
TYPICAL APPLICATIONS: Industrial, General Purpose, Potable Water

HARNESS: 2-Pin (Trailer) Connector w/6ft Leads (70-018) Included

DIMENSIONS:



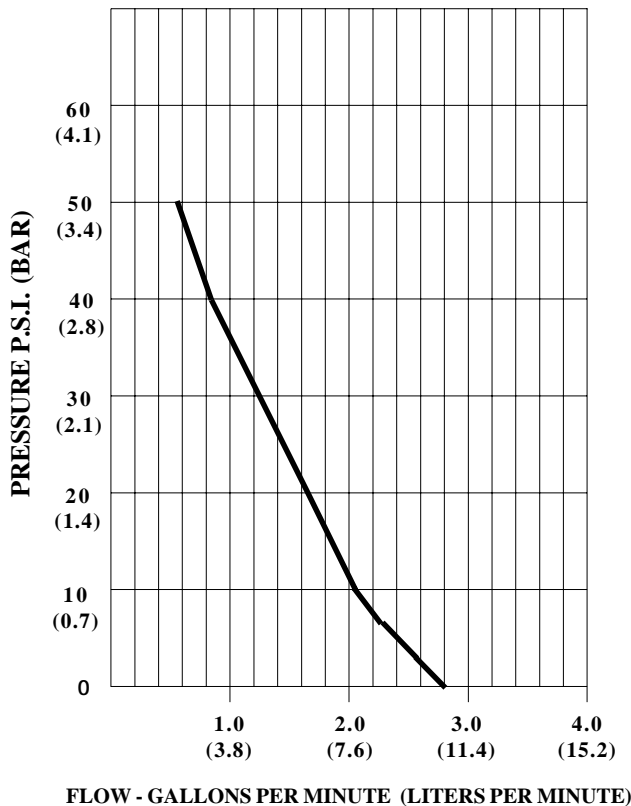
TEMPERATURE RISE



THIS GRAPH IS FOR USE AS A DESIGN GUIDE. IT IS BASED ON RUNNING CONTINUOUSLY WITH AN AMBIENT TEMPERATURE OF 70°F IN STILL AIR. THE THERMAL BREAKER WILL OPEN WHEN THE CASE TEMPERATURE REACHES 230 F.

[----- TRIP POINT OF THERMAL PROTECTOR]

TYPICAL PERFORMANCE



PRESSURE (PSI)	FLOW (GPM/LIT)	RPM MIN/MAX	CURRENT (AMPS)	VOLTAGE (VOLTS)
OPEN	2.80/10.6	1780/1855	3.1	12 VDC
10	2.05/7.8	1730/1800	3.7	"
20	1.65/6.2	1670/1765	4.2	"
30	1.24/4.7	1635/1755	4.5	"
40	0.86/3.2	1620/1765	4.6	"
50	0.58/2.2	1630/1795	4.5	"

-SPECIFICATIONS SUBJECT TO CHANGE WITHOUT NOTICE.

-ALL DATA BASED ON TESTING WITH WATER.