

SPECIFICATIONS:

MODEL NUMBER: 2088-383-534

PUMP DESIGN: Positive Displacement 3 Chamber Diaphragm Pump

CHECK VALVE: (1-Way Operation) Prevents Reverse Flow

CAM: 3.0 Degree

MOTOR: Permanent Magnet, P/N 11-181-00, Thermally Protected

VOLTAGE: 24 VDC Nominal

PRESSURE SWITCH: Adjustable from 30 to 50 PSI.

Factory Set @ 45 PSI Shut-Off, Turn On 25 PSI \pm 5 PSI

LIQUID TEMPERATURE: 130 Degrees Fahrenheit (54 Degrees Centigrade) Max.

PRIME: Self-Priming Up To 9.0 Ft. Vertical,
Max. Inlet Pressure 30 PSI (2.1 Bar)

PORTS: 1/2"-14 Male Parallel Thread

MATERIAL OF CONSTRUCTION:

PLASTICS- Polypropylene

VALVES- Viton

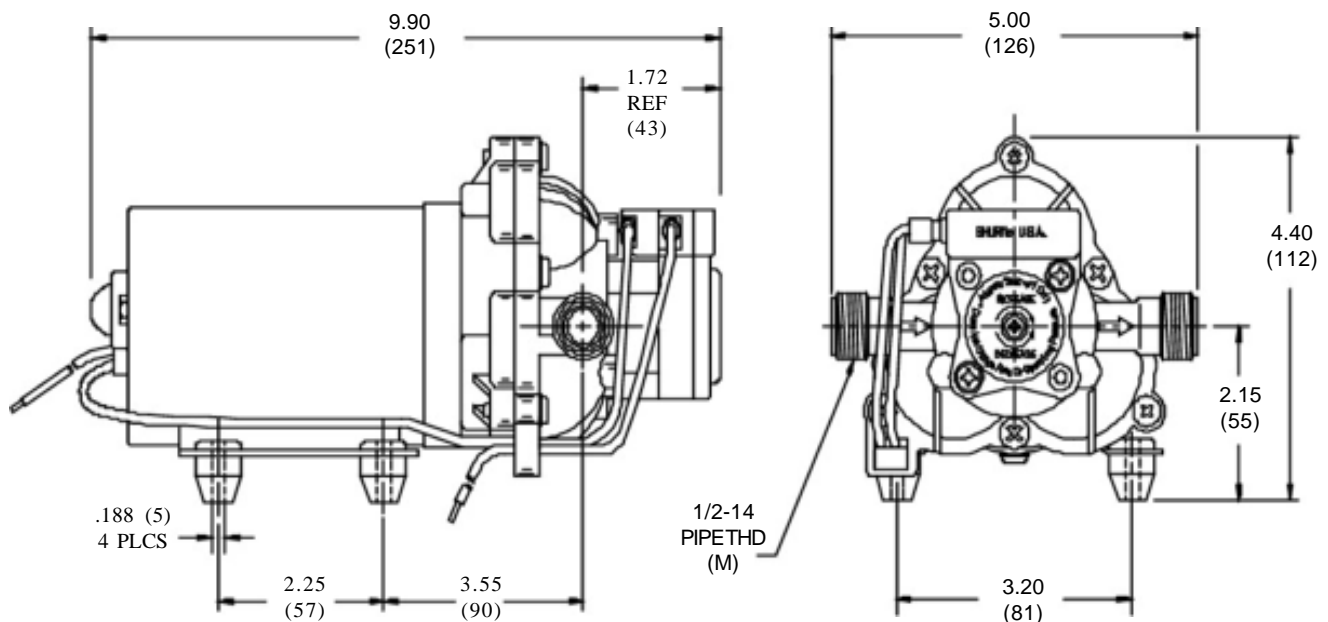
DIAPHRAGM- Santoprene

NET WEIGHT: 6.4 Lbs (2.9 Kg)

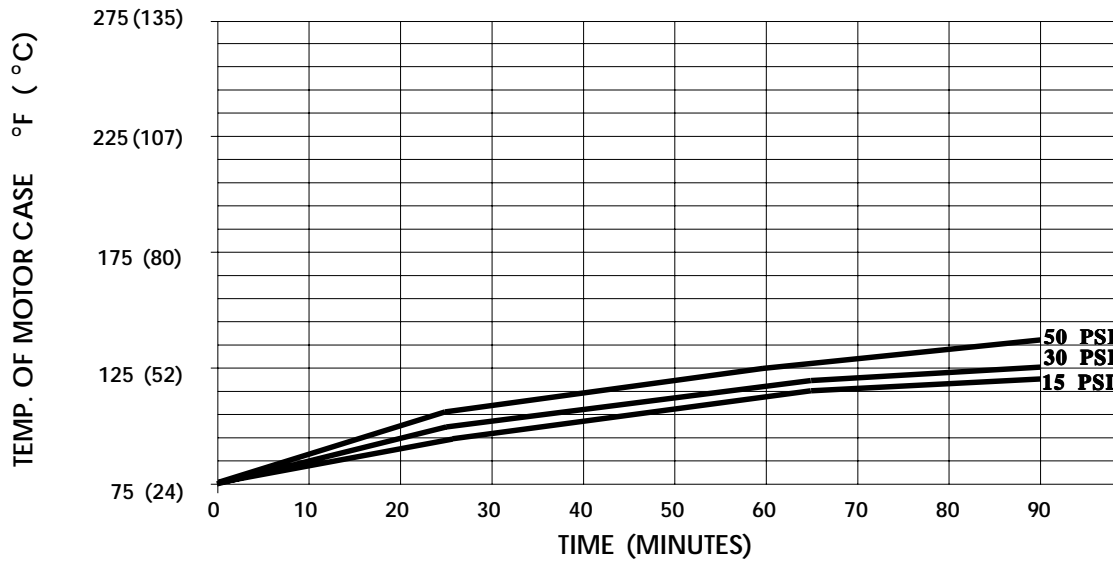
DUTY CYCLE: Continuous (See Temperature Rise Chart)

TYPICAL APPLICATIONS: Industrial

DIMENSIONS:

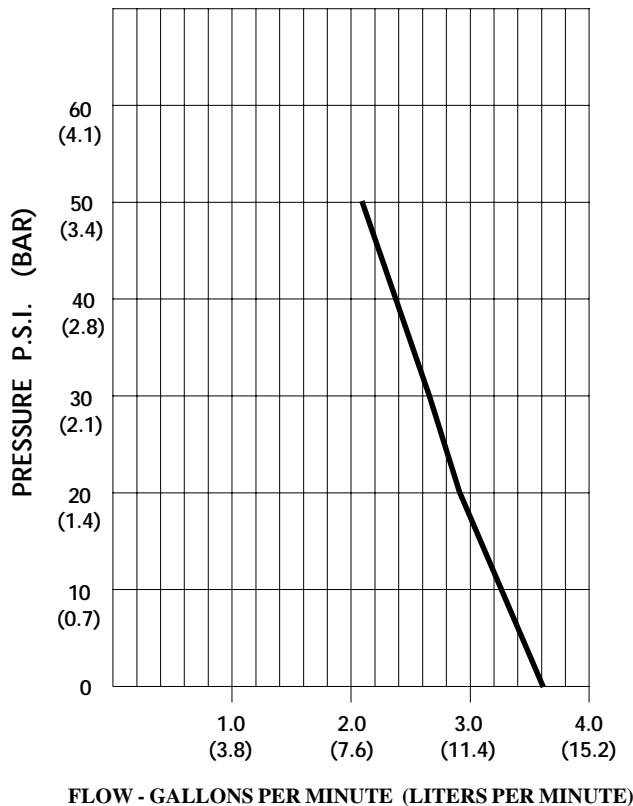


TEMPERATURE RISE



THIS GRAPH IS FOR USE AS A DESIGN GUIDE. IT IS BASED ON RUNNING CONTINUOUSLY WITH AN AMBIENT TEMPERATURE OF 75° F IN STILL AIR. THE THERMAL BREAKER WILL OPEN WHEN THE CASE TEMPERATURE REACHES 280° F.

TYPICAL PERFORMANCE



PRESSURE (PSI)	FLOW (GPM/LIT)	RPM MIN/MAX	CURRENT (AMPS)	VOLTAGE (VOLTS)
OPEN	3.60/13.6	2460/2465	3.0	24VDC
10	3.17/12.0	2455/2460	3.1	"
20	2.92/11.0	2425/2430	3.6	"
30	2.63/9.9	2390/2395	4.1	"
40	2.34/8.8	2375/2380	4.5	"
50	2.10/7.9	2350/2370	5.0	"

-SPECIFICATIONS SUBJECT TO CHANGE WITHOUT NOTICE.

-ALL DATA BASED ON TESTING WITH WATER.