

## SPECIFICATIONS:

**MODEL NUMBER:** 2088-574-544

**PUMP DESIGN:** Positive Displacement 3 Chamber Diaphragm Pump

*Note: Pump is coated with a plastic compound for improved corrosion resistance.*

**CHECK VALVE:** (1-Way Operation) Prevents Reverse Flow

**CAM:** 3.0 Degree

**MOTOR:** Permanent Magnet, P/N 11-181-01, Thermally Protected

**VOLTAGE:** 24 VDC Nominal

**PRESSURE SWITCH:** Splash-Proof, Adjustable from 30 to 50 PSI.

Factory Set @ 45 PSI Shut-Off, Turn On 25 PSI  $\pm$  5 PSI

**LIQUID TEMPERATURE:** 130 Degrees Fahrenheit (54 Degrees Centigrade) Max.

**PRIME:** Self-Priming Up To 6.0 Ft. Vertical,  
Max. Inlet Pressure 30 PSI (2.1 Bar)

**PORTS:** 1/2"-14 Male Parallel Thread

**MATERIAL OF CONSTRUCTION:**

**PLASTICS-** Polypropylene

**VALVES-** Santoprene

**DIAPHRAGM-** Santoprene

**FASTENERS-** Stainless Steel

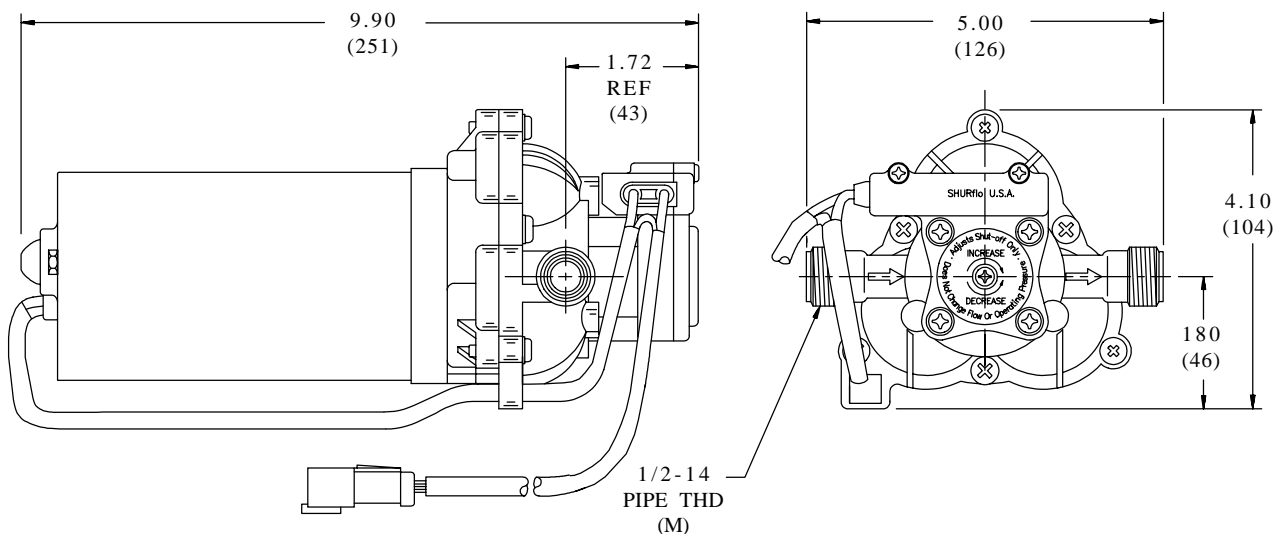
**NET WEIGHT:** 6.0 Lbs (2.7 Kg)

**DUTY CYCLE:** Continuous (See Temperature Rise Chart)

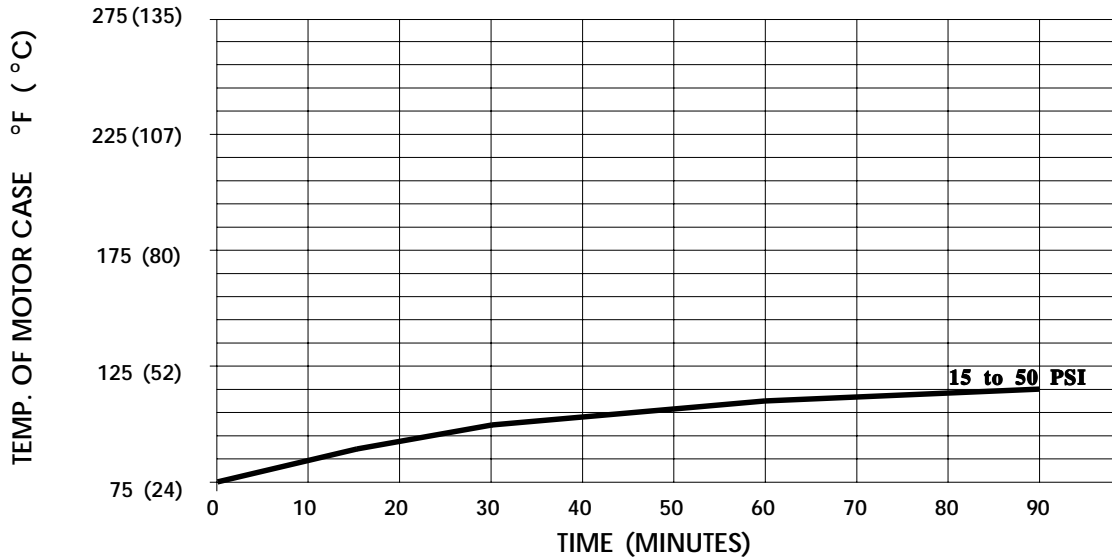
**TYPICAL APPLICATIONS:** Road Roller Equipment

**APPROVALS:** U.L. Marine/N.S.F. Listed

## DIMENSIONS:

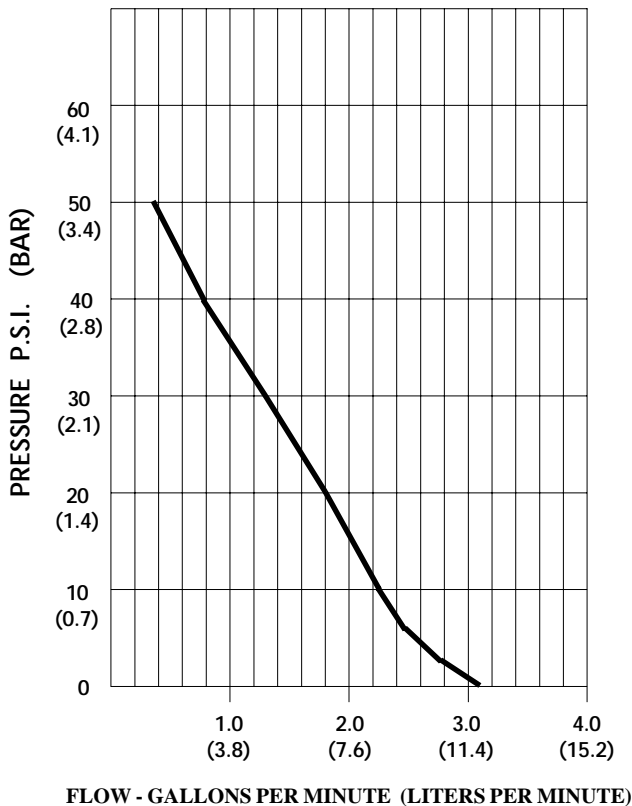


### TEMPERATURE RISE



THIS GRAPH IS FOR USE AS A DESIGN GUIDE. IT IS BASED ON RUNNING CONTINUOUSLY WITH AN AMBIENT TEMPERATURE OF 75°F IN STILL AIR. THE THERMAL BREAKER WILL OPEN WHEN THE CASE TEMPERATURE REACHES 280° F.

### TYPICAL PERFORMANCE



PRESSURE (PSI)	FLOW (GPM/LIT)	RPM MIN/MAX	CURRENT (AMPS)	VOLTAGE (VOLTS)
OPEN	<b>3.00/11.3</b>	<b>2534/2543</b>	<b>1.6</b>	<b>24 VDC</b>
10	<b>2.26/8.5</b>	<b>2528/2536</b>	<b>2.2</b>	"
20	<b>1.78/6.7</b>	<b>2518/2526</b>	<b>2.4</b>	"
30	<b>1.29/4.9</b>	<b>2523/2529</b>	<b>2.4</b>	"
40	<b>0.77/2.9</b>	<b>2530/2534</b>	<b>2.2</b>	"
50	<b>0.37/1.4</b>	<b>2533/2543</b>	<b>2.0</b>	"

*-SPECIFICATIONS SUBJECT TO CHANGE WITHOUT NOTICE.  
-ALL DATA BASED ON TESTING WITH WATER.*