

SPECIFICATIONS:

MODEL NUMBER: 2088-574-244

PUMP DESIGN: Positive Displacement 3 Chamber Diaphragm Pump

CHECK VALVE: (1-Way Operation) Prevents Reverse Flow

CAM: 3.0 Degree

MOTOR: Permanent Magnet, P/N 11-187-06, Thermally Protected

VOLTAGE: 24 VDC Nominal

PRESSURE SWITCH: Splash-Proof, Adjustable from 30 to 50 PSI

Factory Set @ 45 PSI Shut-Off, Turn On 25 PSI \pm 5 PSI

LIQUID TEMPERATURE: 130 Degrees Fahrenheit (54 Degrees Centigrade) Max.

PRIME: Self-Priming Up To 7.0 Ft. Vertical,
Max. Inlet Pressure 30 PSI (2.1 Bar)

PORTS: 1/2"-14 Male Parallel Thread

MATERIAL OF CONSTRUCTION:

PLASTICS- Polypropylene

VALVES- Santoprene

DIAPHRAGM- Santoprene

FASTENERS- Stainless Steel

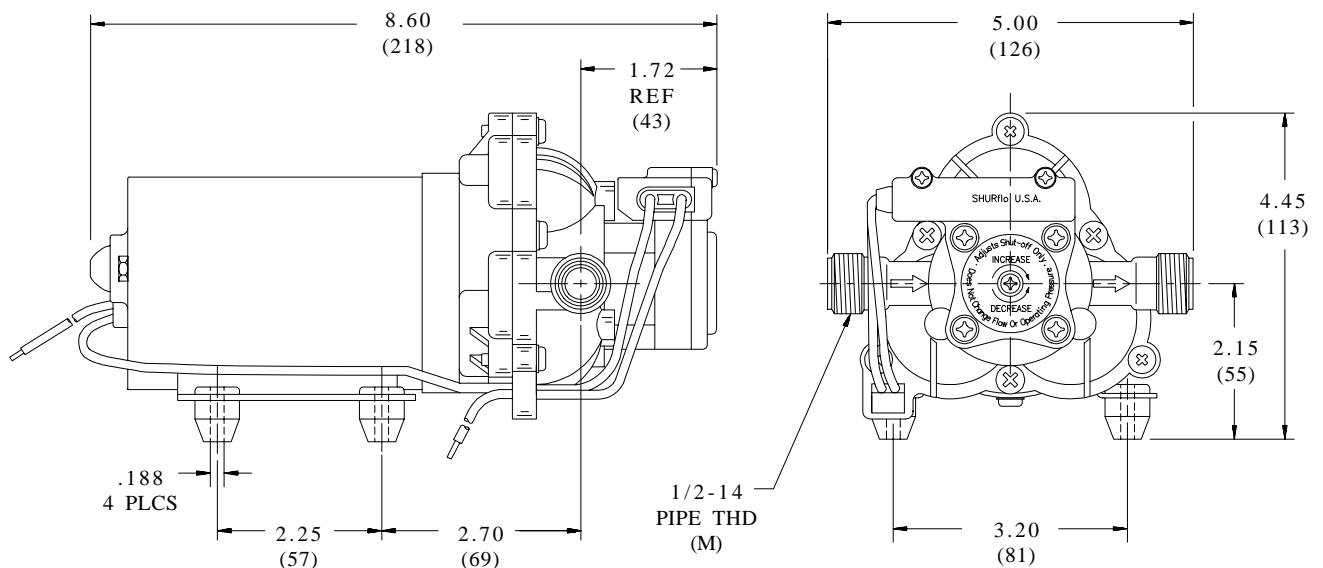
NET WEIGHT: 4.9 Lbs (2.22 Kg)

DUTY CYCLE: Continuous (See Temperature Rise Chart)

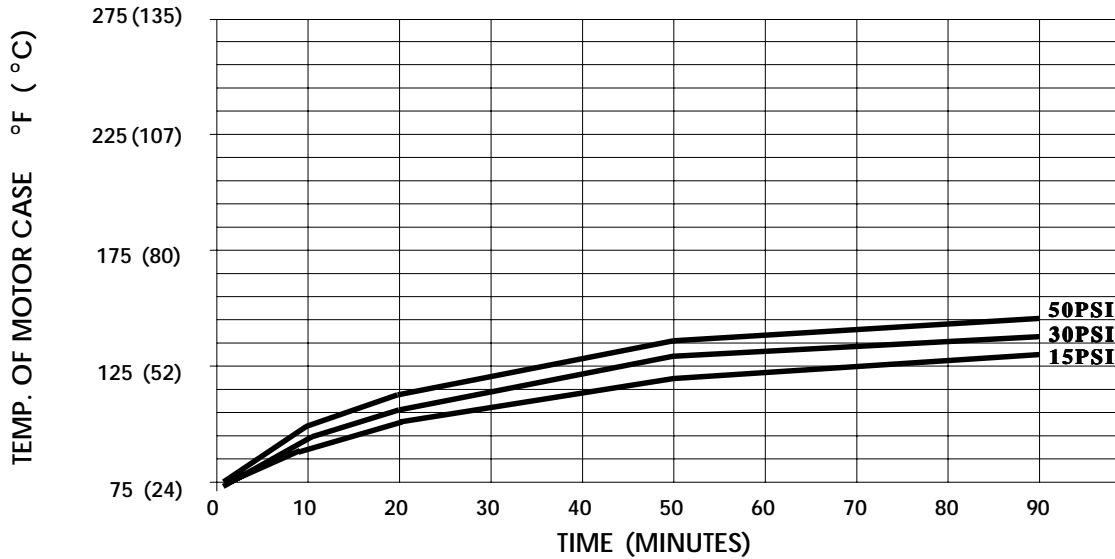
TYPICAL APPLICATIONS: Water Delivery / Marine Washdown

APPROVALS: U.L. Marine/N.S.F. Listed

DIMENSIONS:

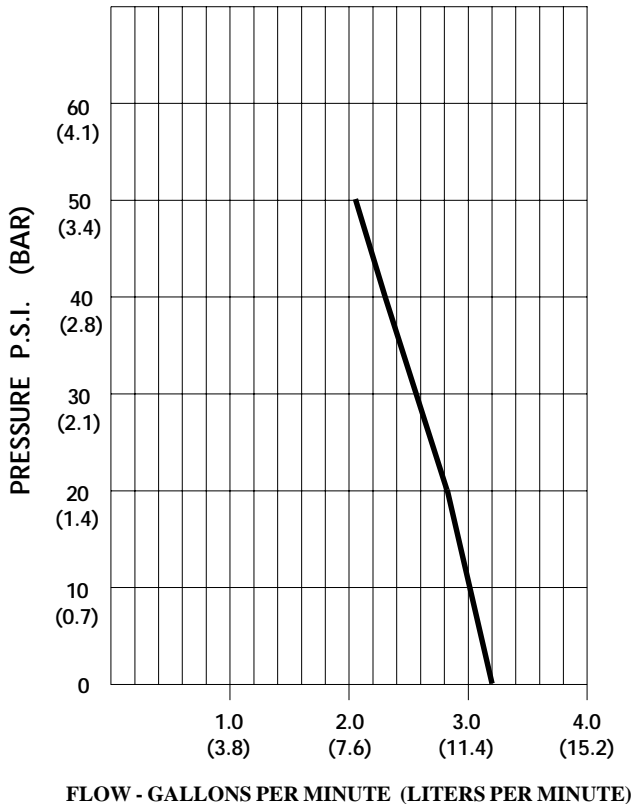


TEMPERATURE RISE



THIS GRAPH IS FOR USE AS A DESIGN GUIDE. IT IS BASED ON RUNNING CONTINUOUSLY WITH AN AMBIENT TEMPERATURE OF 70 F IN STILL AIR. THE THERMAL BREAKER WILL OPEN WHEN THE CASE TEMPERATURE REACHES 280 F.

TYPICAL PERFORMANCE



PRESSURE (PSI)	FLOW (GPM/LIT)	RPM MIN/MAX	CURRENT (AMPS)	VOLTAGE (VOLTS)
OPEN	3.20/12.1	2218/2260	2.8	24 VDC
10	3.05/11.5	2210/2250	2.9	"
20	2.81/10.6	2150/2195	3.5	"
30	2.58/9.8	2100/2140	4.0	"
40	2.33/8.8	2065/2100	4.4	"
50	2.06/7.8	2040/2070	4.6	"

*-SPECIFICATIONS SUBJECT TO CHANGE WITHOUT NOTICE.
-ALL DATA BASED ON TESTING WITH WATER.*