

MODEL: 2088-443-543

SPECIFICATIONS:

MODEL NUMBER: 2088-443-543

PUMP DESIGN: Positive Displacement 3 Chamber Diaphragm Pump

CHECK VALVE: (1-Way Operation) Prevents Reverse Flow

CAM: 3.0 Degree

MOTOR: Permanent Magnet, P/N 11-173-00

VOLTAGE: 12 VDC Nominal

PRESSURE SWITCH: Adjustable from 15 to 30 PSI. Factory Set @ 30 PSI Shut-Off,
Turn On 18 PSI \pm 5 PSI

LIQUID TEMPERATURE: 130 Degrees Fahrenheit (54 Degrees Centigrade) Max.

PRIME: Self-Priming Up To 9.0 Ft. Vertical,
Max. Inlet Pressure 30 PSI (2.1 Bar)

PORTS: 1/2"-14 Male Parallel Thread

MATERIAL OF CONSTRUCTION:

PLASTICS- Polypropylene

VALVES- Santoprene

DIAPHRAGM- Santoprene

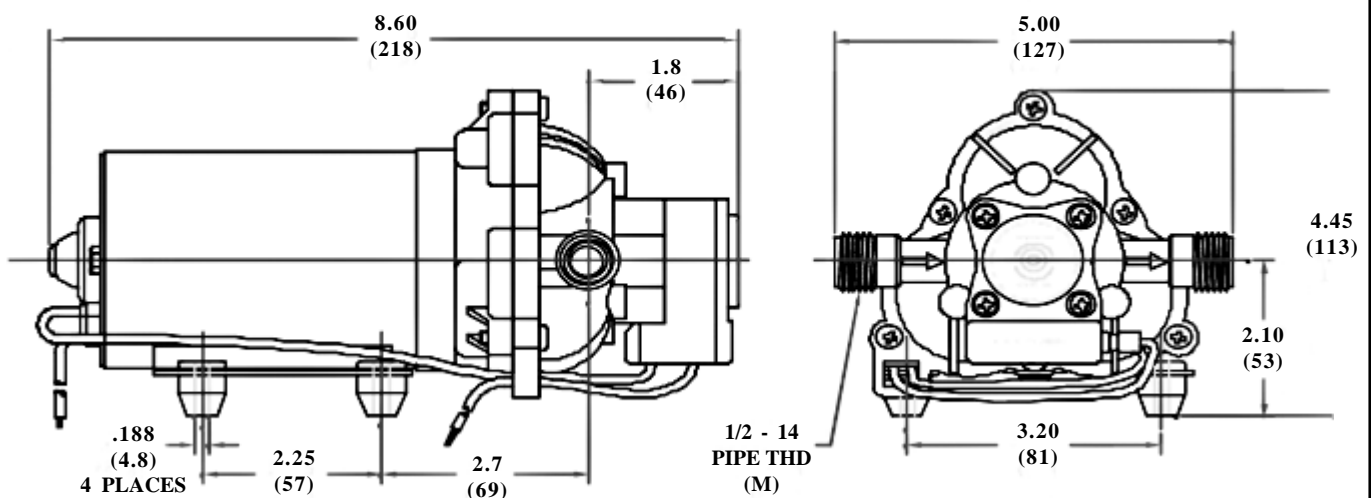
FASTENERS- Zinc Plated Steel

NET WEIGHT: 4.9 Lbs (2.2 Kg)

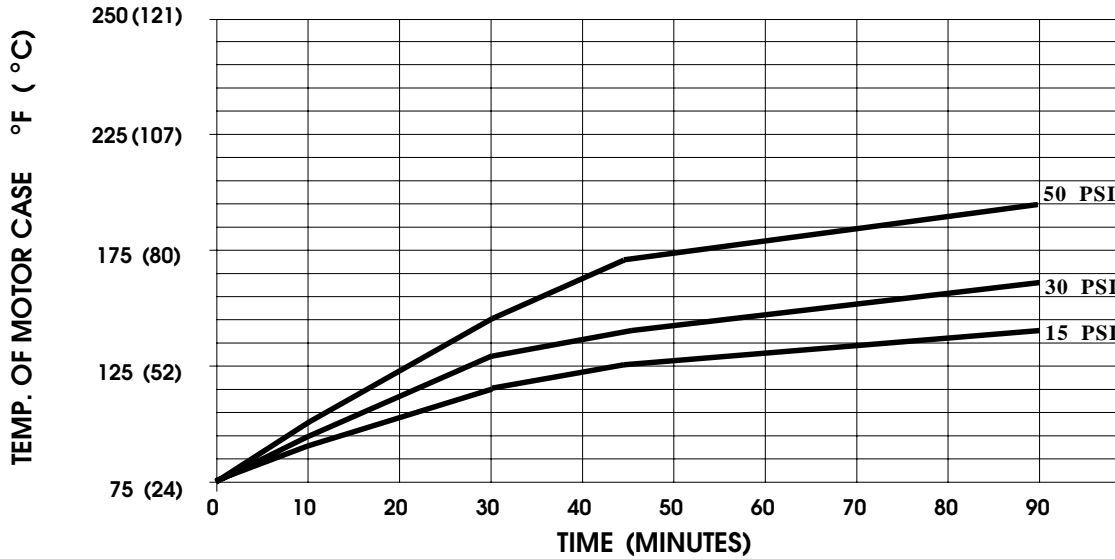
DUTY CYCLE: Intermittent (See Temperature Rise Chart)

TYPICAL APPLICATIONS: Industrial

DIMENSIONS:

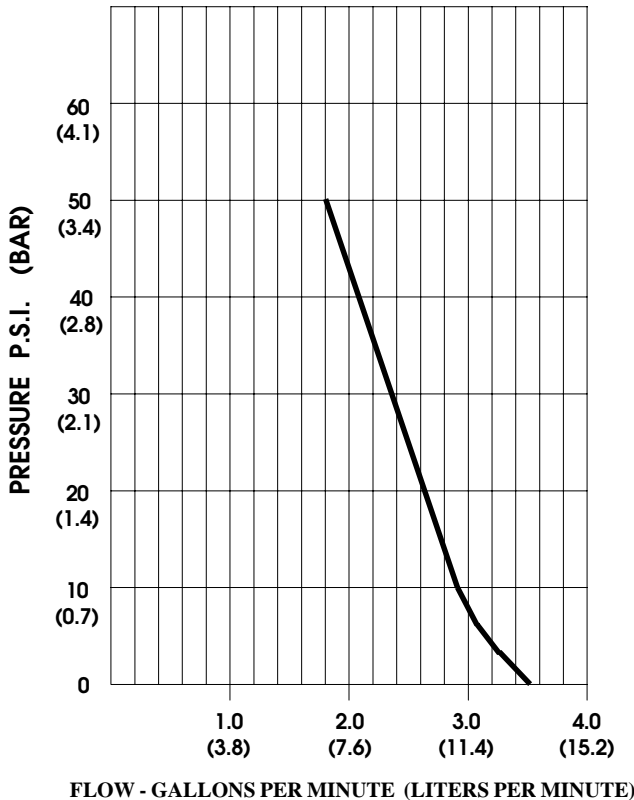


TEMPERATURE RISE



THIS GRAPH IS FOR USE AS A DESIGN GUIDE. IT IS BASED ON RUNNING CONTINUOUSLY WITH AN AMBIENT TEMPERATURE OF 75° F IN STILL AIR.

TYPICAL PERFORMANCE



PRESSURE (PSI)	FLOW (GPM/LIT)	RPM MIN/MAX	CURRENT (AMPS)	VOLTAGE (VOLTS)
OPEN	3.5/13.2	2150/2180	4.0	12 VDC
10	2.9/11.0	2135/2155	5.5	"
20	2.6/9.8	2025/2055	6.7	"
30	2.3/8.7	1930/1955	7.9	"
40	2.1/7.9	1850/1875	9.1	"
50	1.8/6.8	1795/1815	9.9	"

*-SPECIFICATIONS SUBJECT TO CHANGE WITHOUT NOTICE.
-ALL DATA BASED ON TESTING WITH WATER.*