

SPECIFICATIONS:

MODEL NUMBER: 2088-394-154

PUMP DESIGN: Positive Displacement 3 Chamber Diaphragm Pump

CHECK VALVE: (1-Way Operation) Prevents Reverse Flow

CAM: 3.0 Degree

MOTOR: Permanent Magnet, P/N 11-150-10, Thermally Protected

VOLTAGE: 115 VAC Nominal

PRESSURE SWITCH: Factory Set @ 45 PSI Shut-Off, Turn On 25 ± 5 PSI

LIQUID TEMPERATURE: 170 Degrees Fahrenheit (77 Degrees Centigrade) Max.

PRIME: Self-Priming Up To 9.0 Ft. Vertical,
Max. Inlet Pressure 30 PSI (2.1 Bar)

PORTS: 1/2" - 14 Male Parallel Thread

MATERIAL OF CONSTRUCTION:

PLASTICS- Polypropylene

VALVES- Viton

DIAPHRAGM- Viton (Switch), Santoprene (Main)

FASTENERS- Zinc Plated Steel

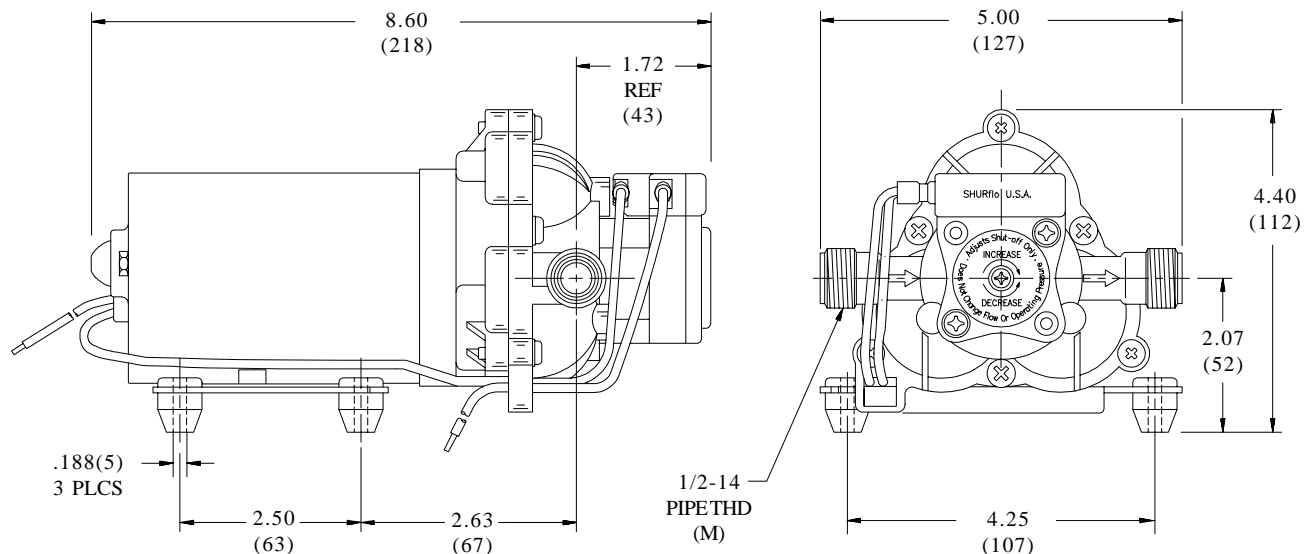
NET WEIGHT: 5.2 Lbs (2.36 Kg)

DUTY CYCLE: Intermittent (See Temp. Rise Chart)

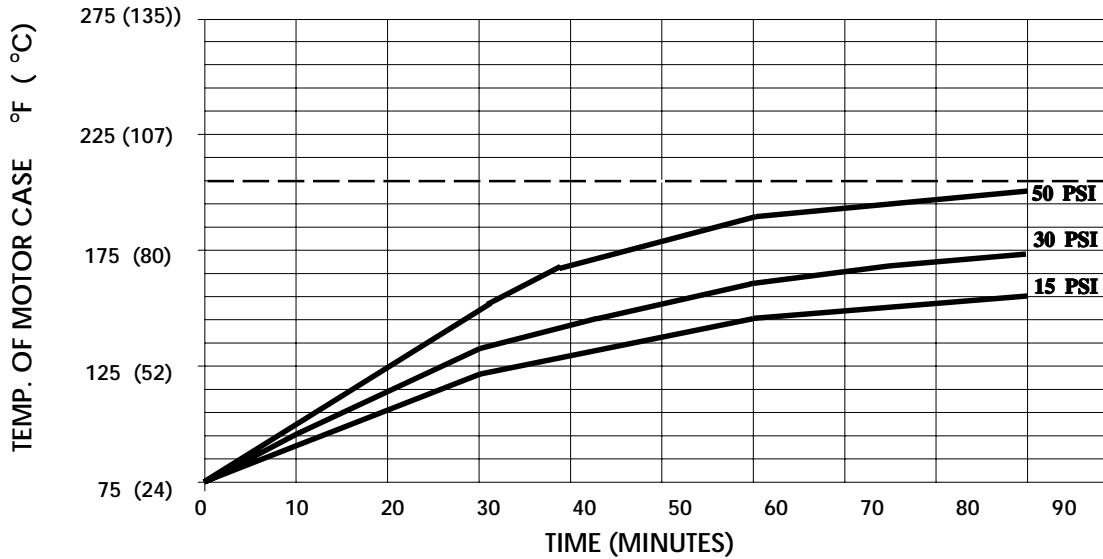
TYPICAL APPLICATIONS: Agricultural Spraying

APPROVALS: UL Recognized Component

DIMENSIONS:



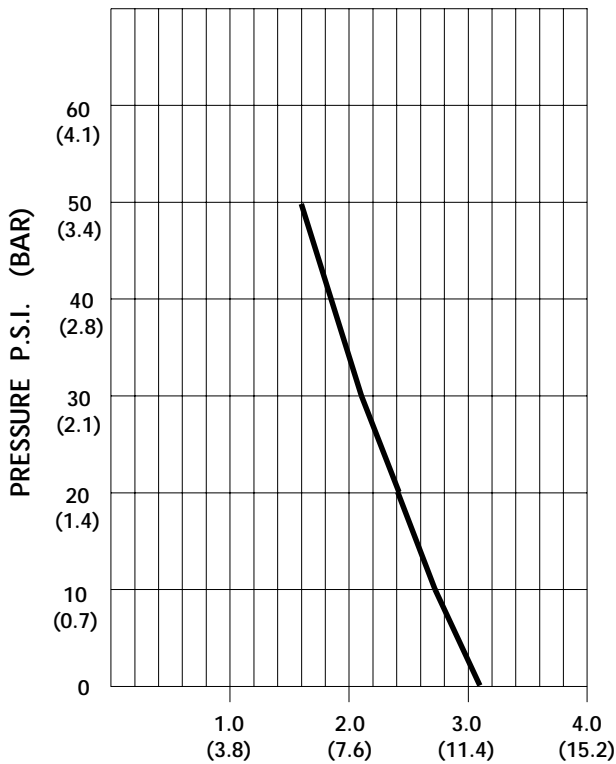
TEMPERATURE RISE



THIS GRAPH IS FOR USE AS A DESIGN GUIDE. IT IS BASED ON RUNNING CONTINUOUSLY WITH AN AMBIENT TEMPERATURE OF 75 ° F IN STILL AIR. THE THERMAL BREAKER WILL OPEN WHEN THE CASE TEMPERATURE REACHES 200 ° F.

[----- TRIP POINT OF THERMAL PROTECTOR]

TYPICAL PERFORMANCE



PRESSURE (PSI)	FLOW (GPM/LIT)	RPM MIN/MAX	CURRENT (AMPS)	VOLTAGE (VOLTS)
OPEN	3.20/12.1	1940/1945	.61	115 VAC
10	2.71/10.2	1850/1860	.65	"
20	2.41/9.1	1725/1735	.77	"
30	2.10/8.0	1630/1640	.89	"
40	1.84/7.0	1525/1560	.98	"
50	1.59/6.0	1525/1560	1.04	"

FLOW - GALLONS PER MINUTE (LITERS PER MINUTE)

-SPECIFICATIONS SUBJECT TO CHANGE WITHOUT NOTICE.

-ALL DATA BASED ON TESTING WITH WATER.