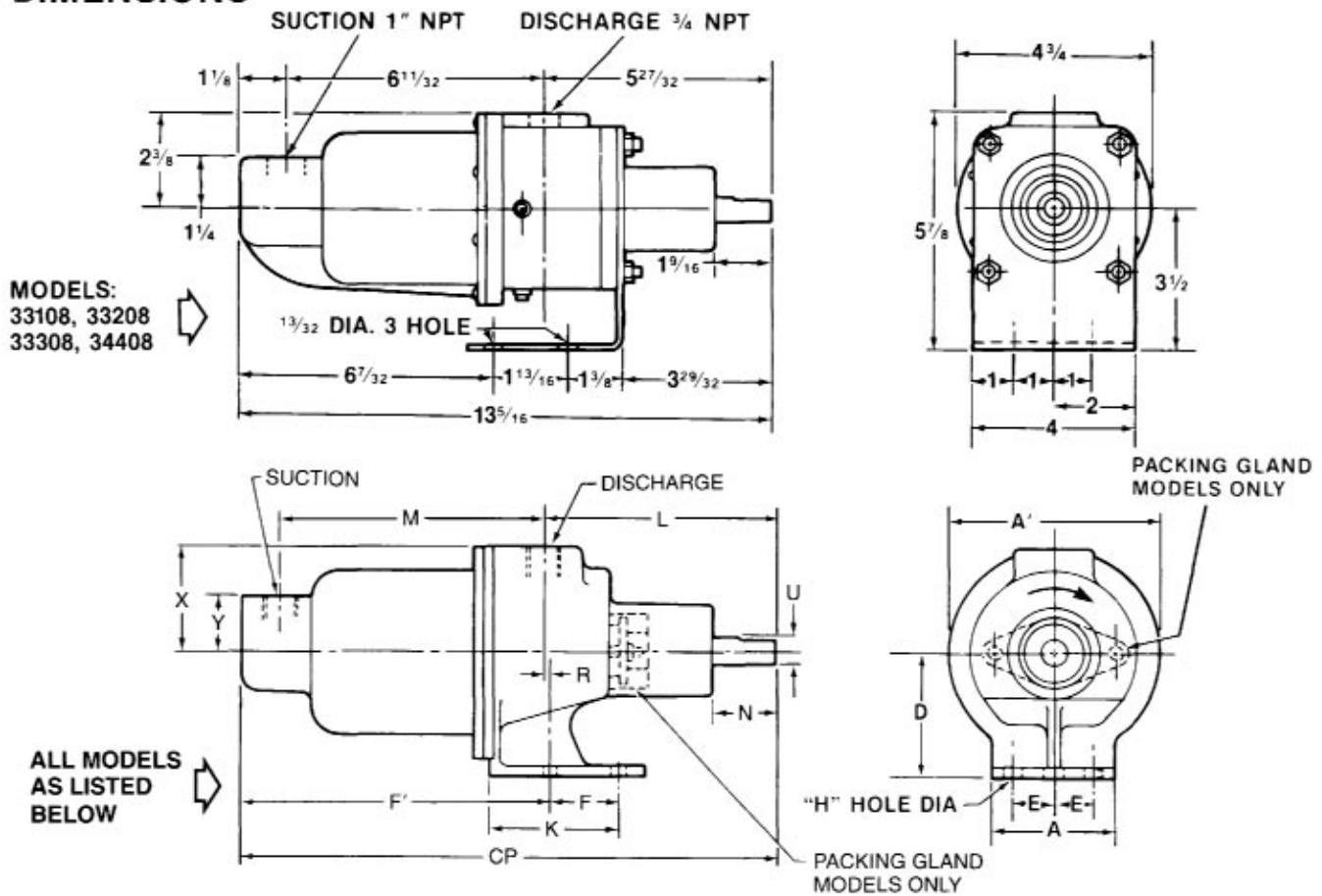


SPECIFICATION DATA  
**MOYNO® 500 PUMPS**

300 SERIES  
331, 332, 333, 344, 356 AND 367 MODELS

**DIMENSIONS**



MODELS:  
33108, 33208  
33308, 34408

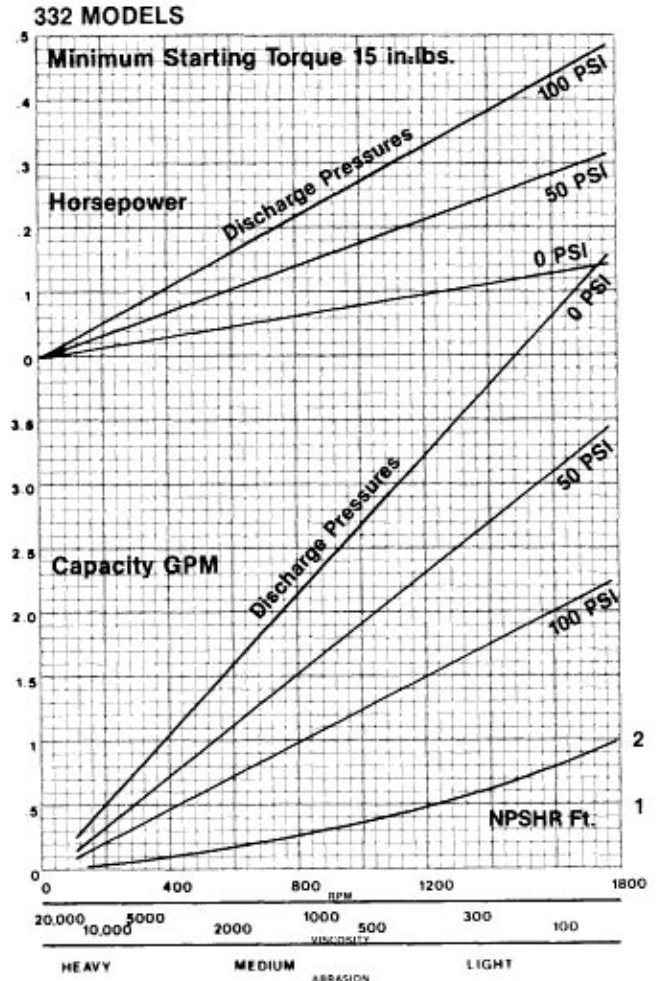
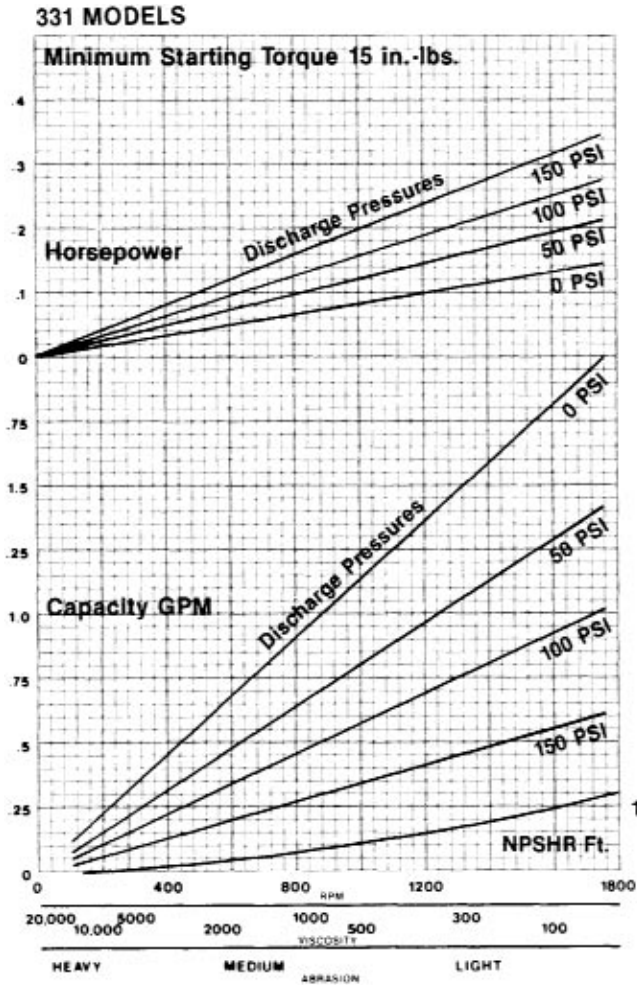
ALL MODELS  
AS LISTED  
BELOW

MODELS	CP	A	A <sup>1</sup>	D	E	F	F <sup>1</sup>	H	K	L	M	N	R	U	X	Y	SUCT (NPT)	DISCH (NPT)
33101, 33201 33301, 33104 33204, 33304 34401, 34404	12 5/8	3 1/8	4 3/4	2 3/4	1	1 13/16	6 15/16	13/32	3 1/32	5 11/16	6 1/16	1 7/16	—	5/8	2 3/8	1 1/4	3/4	3/4
*34411	13 15/16	3 1/4	4 3/4	2 3/4	1 1/8	—	7 3/16	13/32	2 7/8	7	6 1/16	1 3/8	1/4	5/8	2 5/16	1 1/4	3/4	3/4
35601, 35604	17 1/2	6 1/2	7 9/16	4 9/32	1 3/4	2	10 19/32	13/32	4 1/2	7 3/8	8 5/8	2 3/8	15/32	3/4	3 28/32	2 1/8	1 1/2	1 1/4
*35611, *35613	19 3/8	6 1/2	7 9/16	4 9/32	1 3/4	2 1/2	10 19/32	13/32	4	9 11/32	8 5/8	2 13/32	9/16	3/4	3 28/32	2 1/8	1 1/2	1 1/4
36701, 36704	20 15/16	5 1/4	8	4 1/2	2	2 5/16	13	9/16	4 1/16	7 15/16	11 3/16	2 1/8	—	1	4	2 1/2	2	2

\* Packing Gland Model

All dimensions are in inches. Specifications subject to change without notice.

**331, 332, 333 and 344 MODELS  
PERFORMANCE (water at 70°F)**



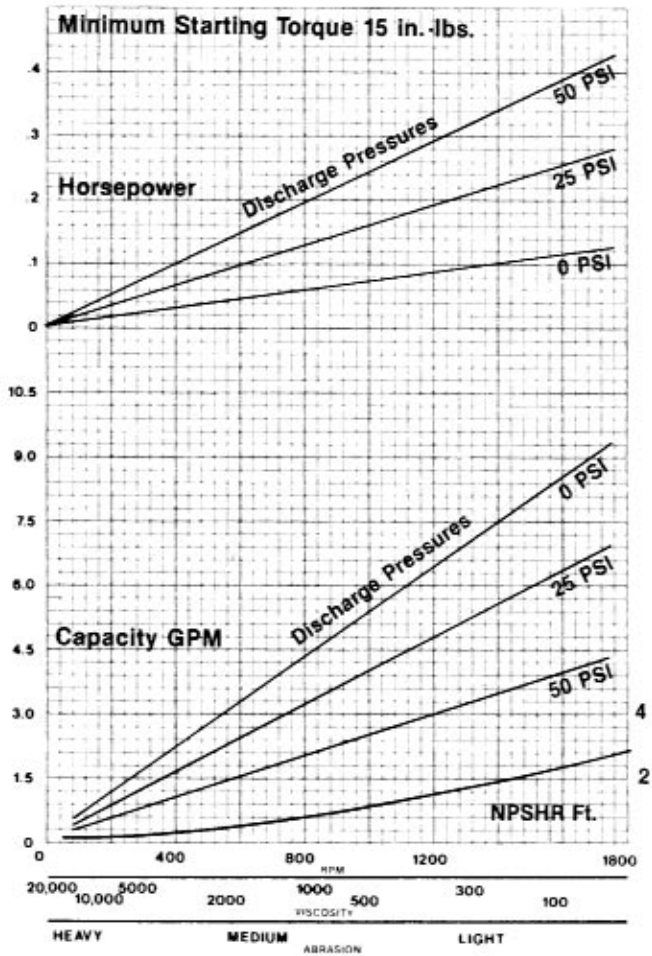
NOTE: For fluids with viscosity over 200 CP (1000 SSU), pump capacity is reduced by 20%.

**MATERIALS OF CONSTRUCTION**

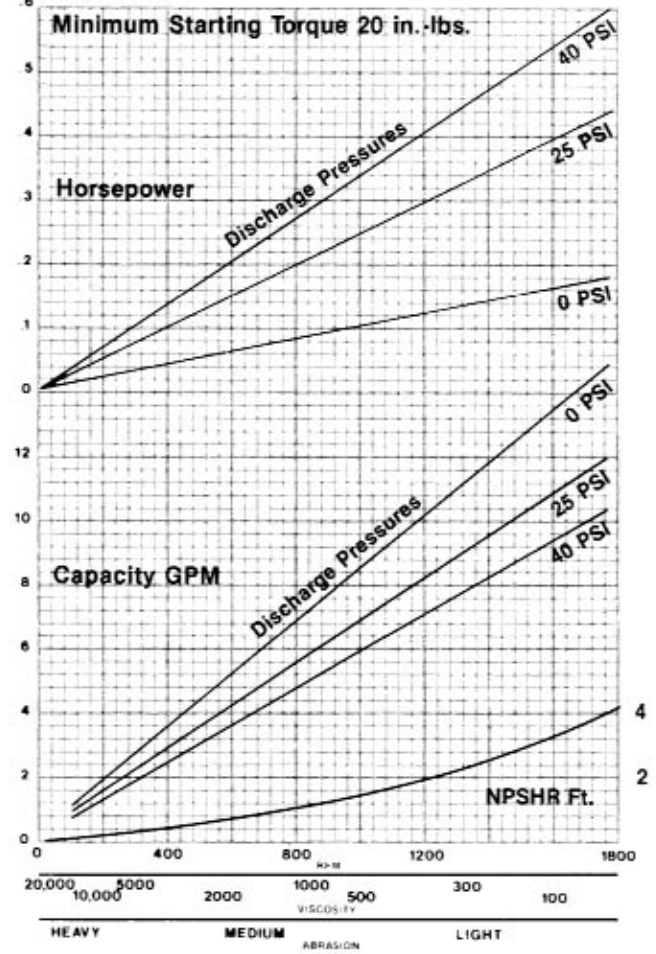
COMPONENT	MODELS			
	33101, 33201 33301, 34401	33104, 33204 33304, 34404	33108, 33208 33308, 34408	*34411
Housing	Cast iron	316 SS	Nylon	Cast iron
Rotor	416 SS/CP	316 SS/CP	416 SS/CP	416 SS/CP
Stator	NBR (Nitrile)	NBR (Nitrile)	NBR (Nitrile)	NBR (Nitrile)
Weight (lbs)	16	16	8	16

\* Packing Gland Model  
CP = Chrome plated

333 MODELS

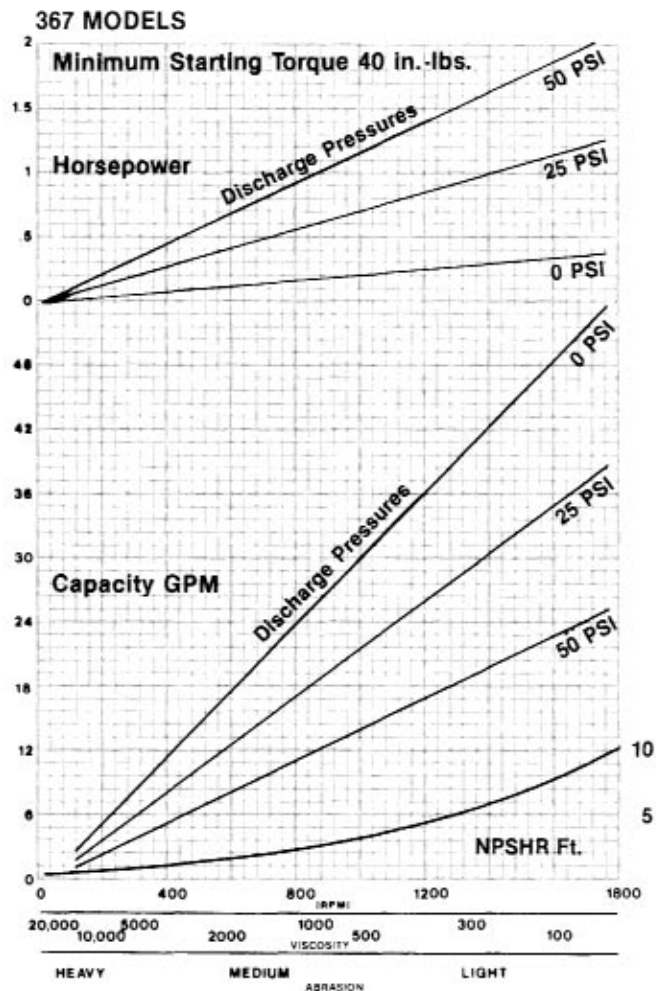
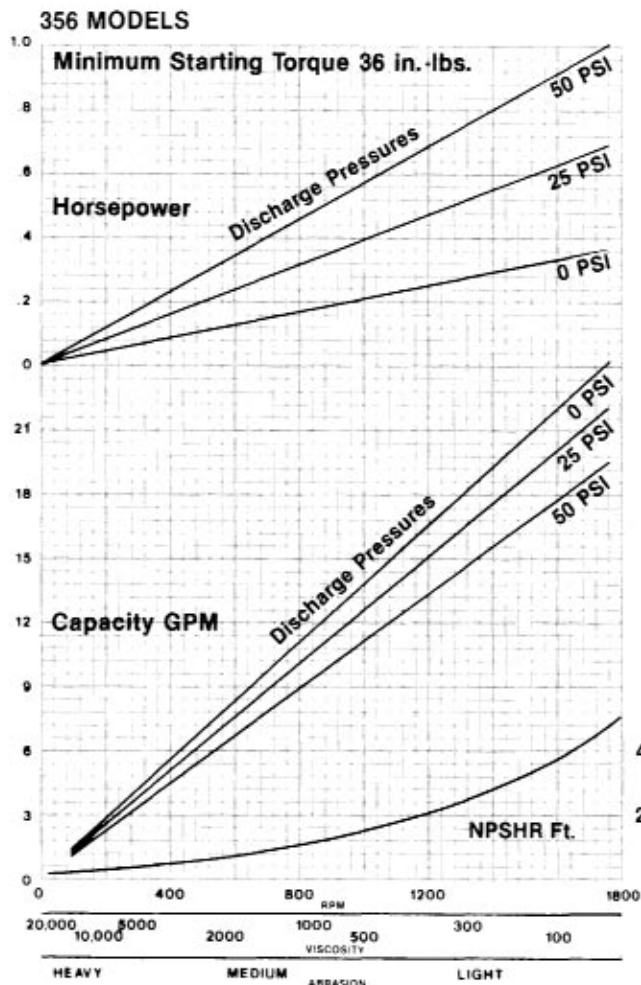


344 MODELS



**NOTE: For fluids with viscosity over 200 CP (1000 SSU), pump capacity is reduced by 20%.**

## 356 and 367 MODELS PERFORMANCE (water at 70°F)



**NOTE:** For fluids with viscosity over 200 CP (1,000 SSU), pump capacity is reduced by 20%.

## MATERIALS OF CONSTRUCTION

COMPONENT	MODELS					
	35601, 35611		35604, 35613		36701	36704
Housing	Cast iron		316 SS		Cast iron	316 SS
Rotor	416 SS/CP		316 SS/CP		416 SS/CP	316 SS/CP
Stator	NBR (Nitrile)		NBR (Nitrile)		NBR (Nitrile)	NBR (Nitrile)
Weight (lbs)	37	40	37	40	54	54

CP=Chrome plated