

**Pump:**

Type: Advance 3000  
 Speed: 3,450 rpm  
 Connection Sizes:  
 Suction: 1.5 in  
 Discharge: 0.75 in

**Fluid:**

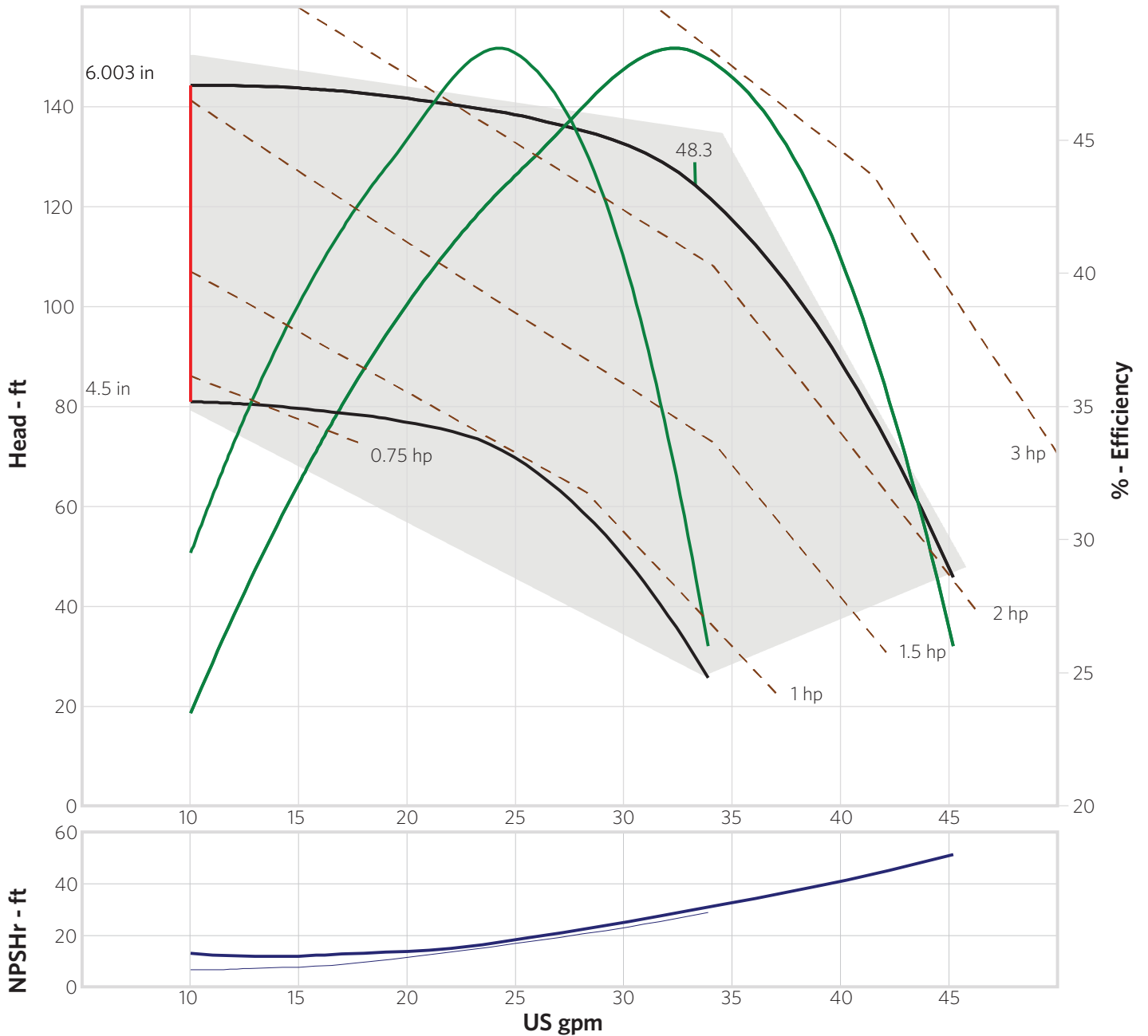
Water  
 SG: 1  
 Viscosity: 1.105 cP  
 Temperature: 60 °F  
 Vapor pressure: 0.2563 psi a  
 Atm pressure: 14.7 psi a

**Pump Limits:**

Temperature: 180 °F  
 Pressure: 100 psi g  
 Sphere size: 0.72 in

**Motor:**

Standard: NEMA  
 Enclosure: TEFC  
 Full Speed: 3,450 rpm  
 Sizing criteria: Max Power on Design Curve



**Pump:**

Type: Advance 3000  
 Speed: 3,450 rpm  
 Connection Sizes:  
 Suction: 1.5 in  
 Discharge: 0.75 in

**Fluid:**

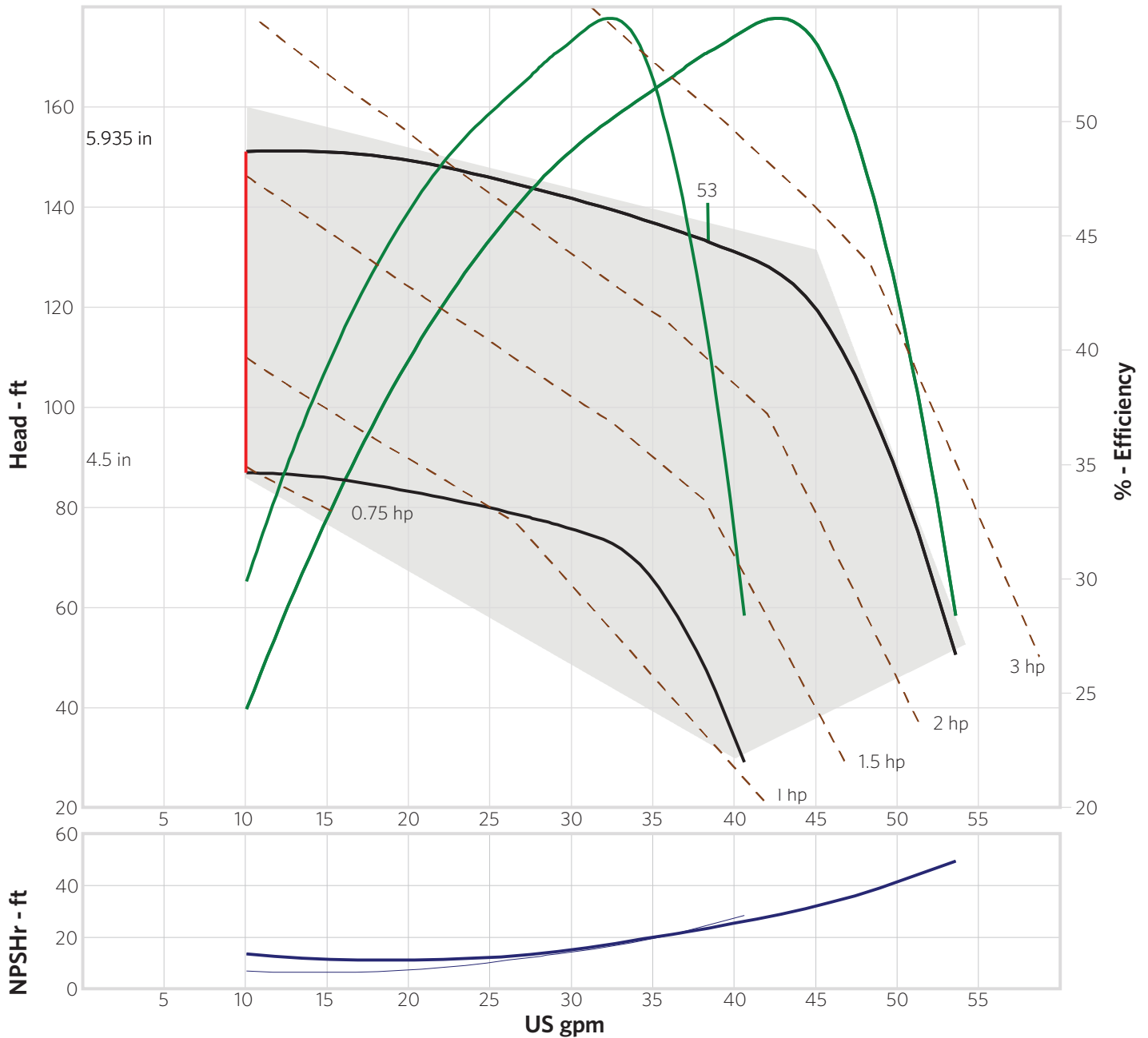
Water  
 SG: 1  
 Viscosity: 1.105 cP  
 Temperature: 60 °F  
 Vapor pressure: 0.2563 psi a  
 Atm pressure: 14.7 psi a

**Pump Limits:**

Temperature: 180 °F  
 Pressure: 100 psi g  
 Sphere size: 0.22 in

**Motor:**

Standard: NEMA  
 Enclosure: TEFC  
 Full Speed: 3,450 rpm  
 Sizing criteria: Max Power on Design Curve



**Pump:**

Type: Advance 3000      Speed: 3,450 rpm  
 Connection Sizes:      Suction: 1.5 in  
    Discharge: 0.75 in

**Fluid:**

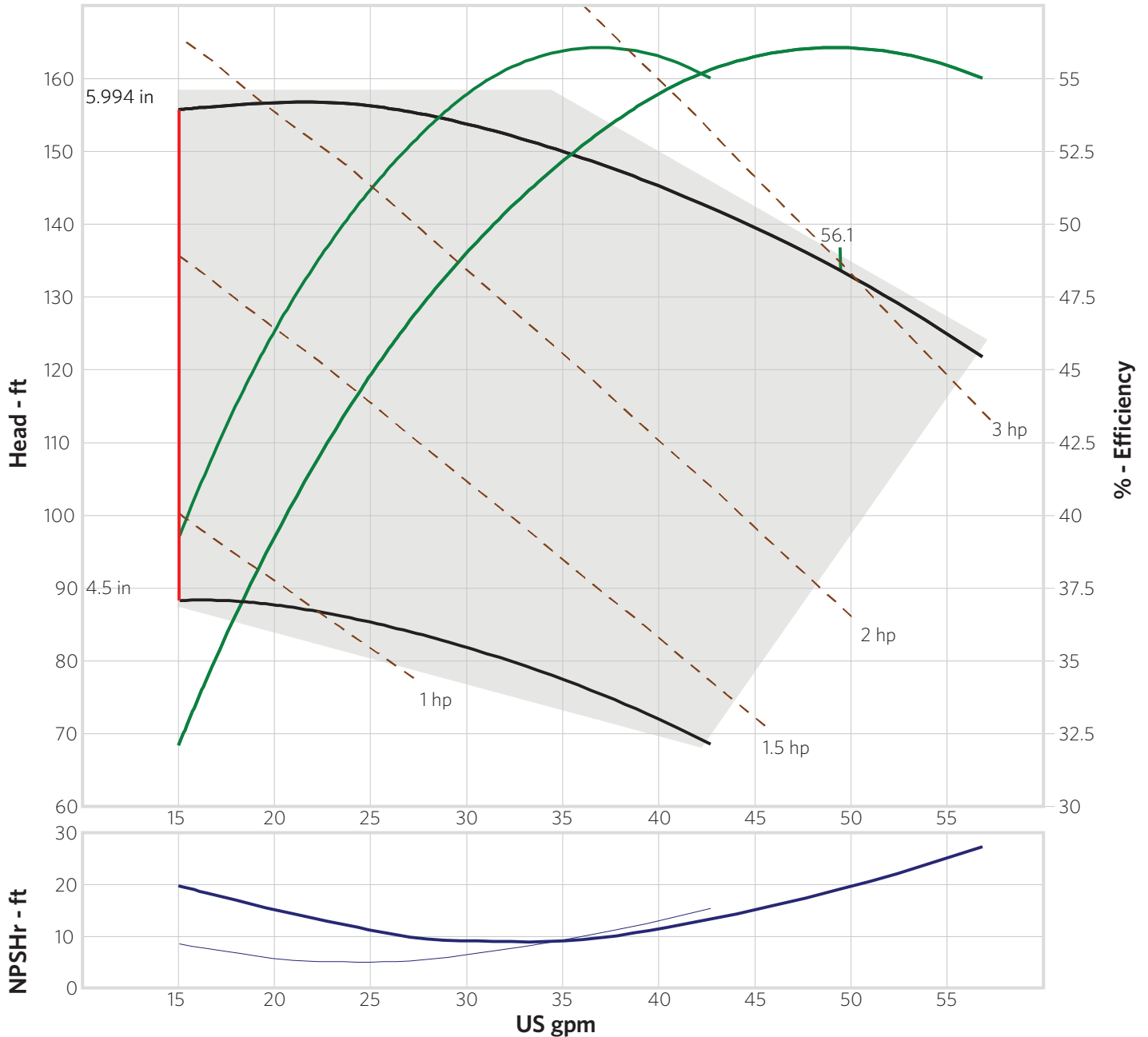
Water      Temperature: 60 °F  
 SG: 1      Vapor pressure: 0.2563 psi a  
 Viscosity: 1.105 cP      Atm pressure: 14.7 psi a

**Pump Limits:**

Temperature: 180 °F  
 Pressure: 100 psi g  
 Sphere size: 0.3 in

**Motor:**

Standard: NEMA      Full Speed: 3,450 rpm  
 Enclosure: TEFC  
 Sizing criteria: Max Power on Design Curve



**Pump:**

Type: Advance 3000  
 Speed: 1,750 rpm  
 Connection Sizes:  
 Suction: 1.5 in  
 Discharge: 0.75 in

**Fluid:**

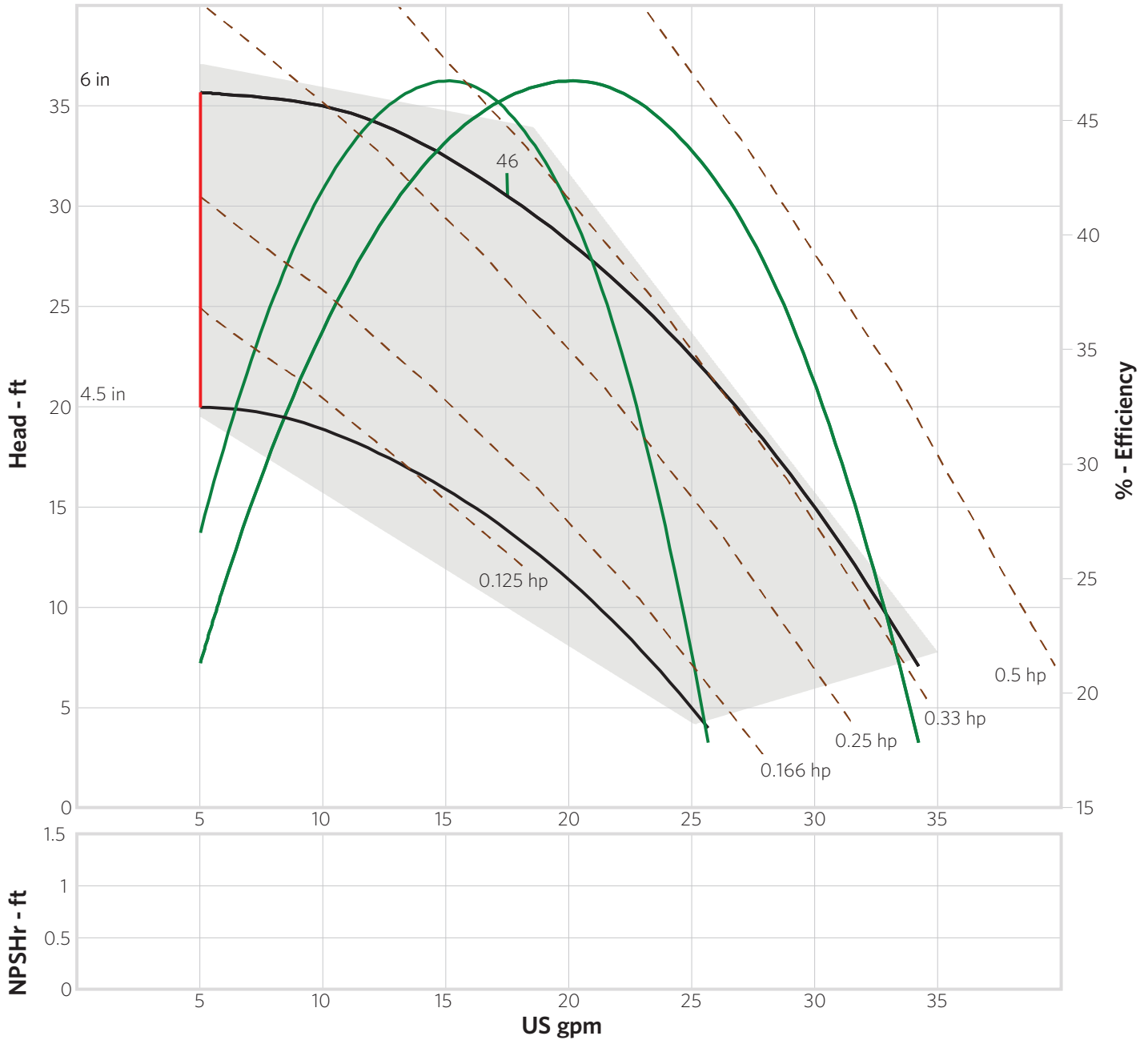
Water  
 SG: 1  
 Viscosity: 1.105 cP  
 Temperature: 60 °F  
 Vapor pressure: 0.2563 psi a  
 Atm pressure: 14.7 psi a

**Pump Limits:**

Temperature: 180 °F  
 Pressure: 100 psi g  
 Sphere size: 0.72 in

**Motor:**

Standard: NEMA  
 Enclosure: TEFC  
 Full Speed: 1,750 rpm  
 Sizing criteria: Max Power on Design Curve



**Pump:**

Type: Advance 3000      Speed: 1,750 rpm  
 Connection Sizes:      Suction: 1.5 in  
    Discharge: 0.75 in

**Fluid:**

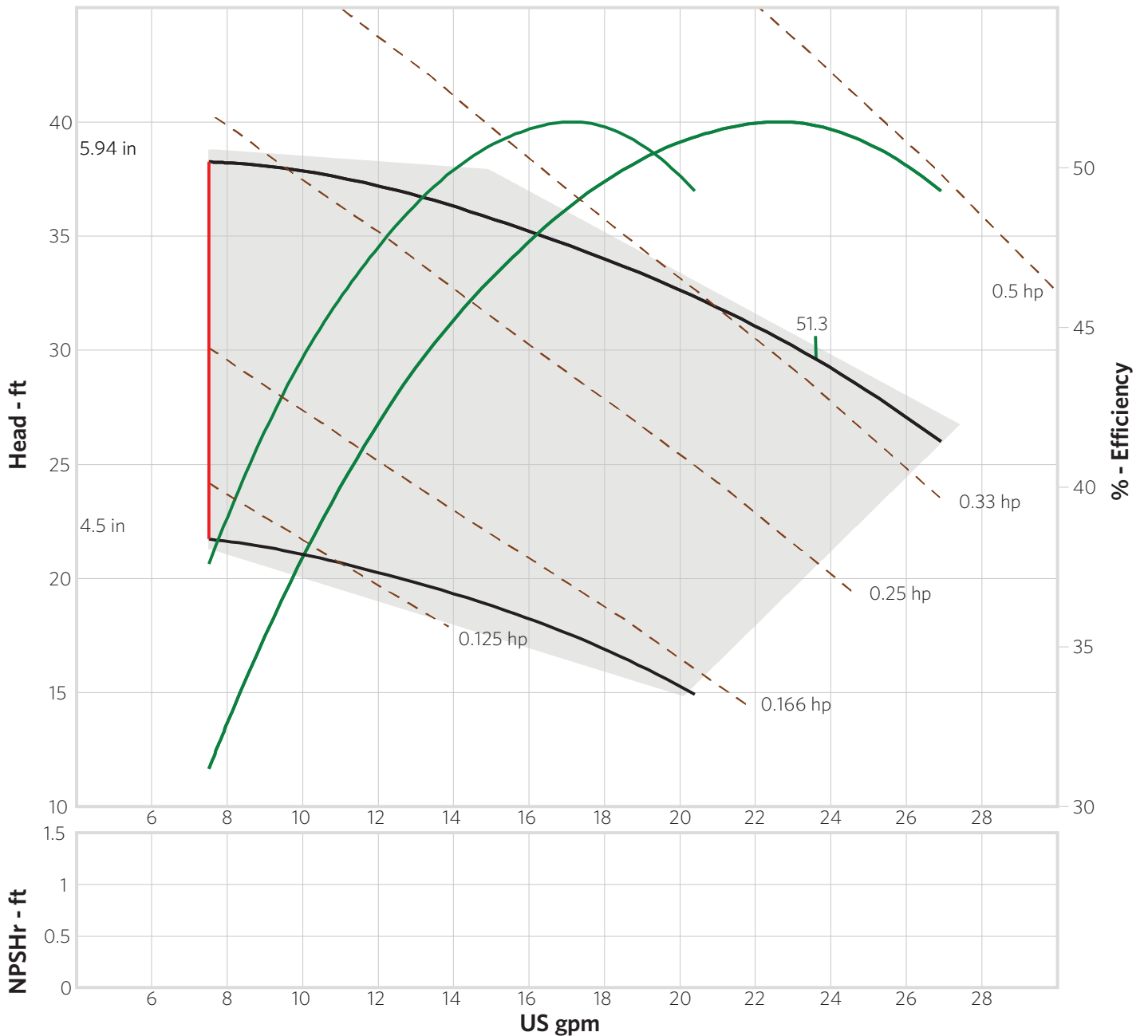
Water      Temperature: 60 °F  
 SG: 1      Vapor pressure: 0.2563 psi a  
 Viscosity: 1.105 cP      Atm pressure: 14.7 psi a

**Pump Limits:**

Temperature: 180 °F  
 Pressure: 100 psi g  
 Sphere size: 0.22 in

**Motor:**

Standard: NEMA      Full Speed: 1,750 rpm  
 Enclosure: TEFC  
 Sizing criteria: Max Power on Design Curve



**Pump:**

Type: Advance 3000      Speed: 1,750 rpm  
 Connection Sizes:      Suction: 1.5 in  
    Discharge: 0.75 in

**Fluid:**

Water      Temperature: 60 °F  
 SG: 1      Vapor pressure: 0.2563 psi a  
 Viscosity: 1.105 cP      Atm pressure: 14.7 psi a

**Pump Limits:**

Temperature: 180 °F  
 Pressure: 100 psi g  
 Sphere size: 0.3 in

**Motor:**

Standard: NEMA      Full Speed: 1,750 rpm  
 Enclosure: TEFC  
 Sizing criteria: Max Power on Design Curve

