

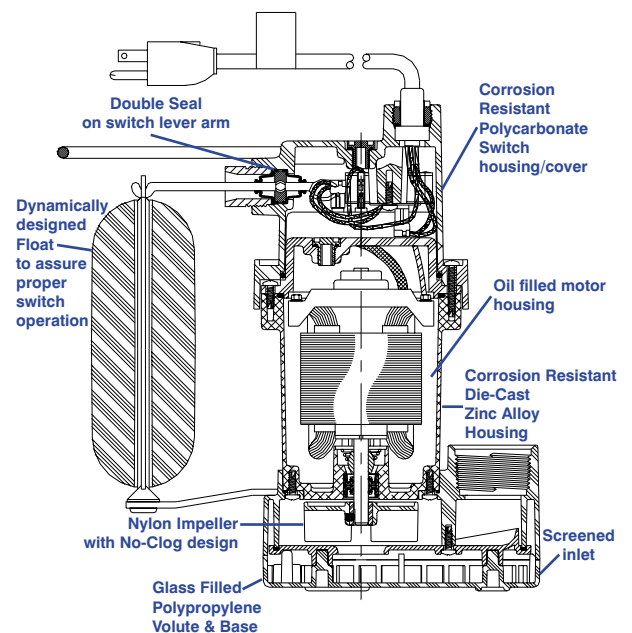
# Little GIANT<sup>®</sup> Pump Company

## MODEL 5.5-ASP



### Features

- 1/4" HP
- 1 1/4" FNPT outlet with a garden hose adapter
- 10' or 25' length power cords are available
- Integral snap-action float switch
- Automatic operation has 7"-10" "ON" level range and 2"-5" "OFF" level range
- Thermally protected
- 3/8" Solid handling capacity

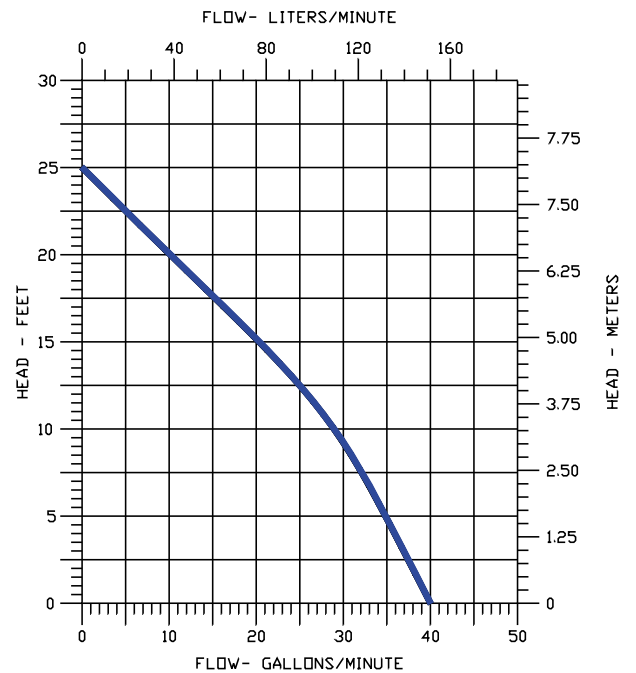
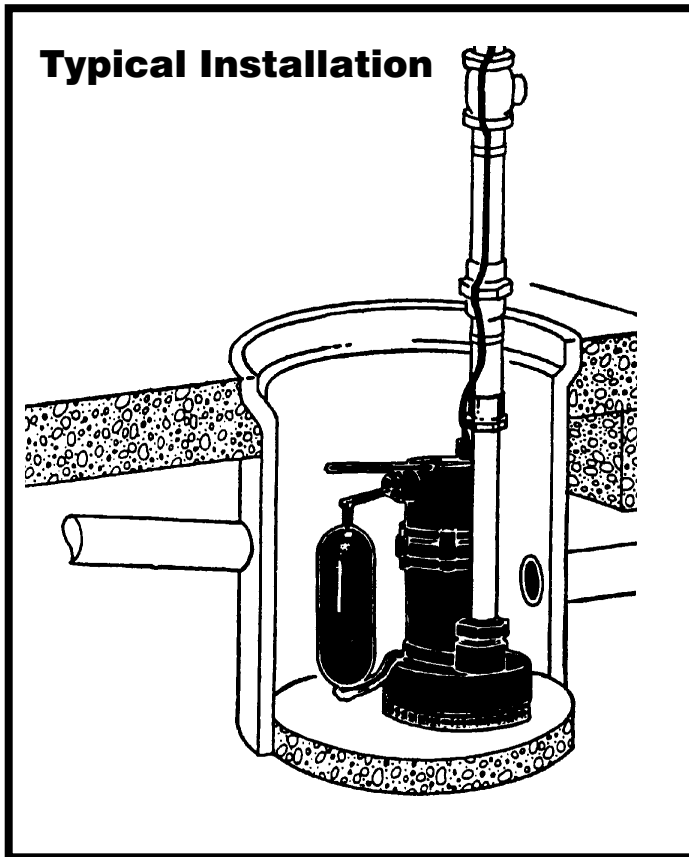


The molded 5.5-ASP, Snappy John Automatic Sump Pumps are for residential and light commercial use. Pumps feature a 1-1/4" FNPT discharge, 25' shutoff and corrosion resistant zinc alloy housing.

# Little Giant Pump Co.

## MODEL 5.5-ASP

PUMP SPECIFICATIONS															
Model	Cat. No.	List/Cert.	V / Hz	H.P.	Amps		GPM @ Height				Power Cord	Shut Off	PSI	Dimensions (in.) H x L x W	Wt. Lbs.
					R	Watts	1'	5'	10'	20'					
5.5 ASP	505700	UL/CSA	115 / 60	1/4	8.5	660	40	35	30	10	10'	25'	10.8	10 3/4 x 8 7/8 x 6	10.25
5.5 ASP	505701	UL/CSA	115 / 60	1/4	8.5	660	40	30	30	10	25'	25'	10.8	10 3/4 x 8 7/8 x 6	10.75



PUMP PERFORMANCE CURVE

115V 60Hz

**Little Giant Pump Co.**

PO Box 12010  
Okla. City, OK 73157

Phone: 405.947.2511  
Fax: 405.228.1550

[www.LittleGiantPump.com](http://www.LittleGiantPump.com)