


JABSCO®

AIR HORNS

MODELS: 46010-Series 46040-Series
 46020-Series 46050-Series
 46030-Series 46060-Series
 46070-Series

PRODUCT DATA



FEATURES

- Designed for Safety
- Quality Brass Construction
- Spun Brass Bells
- Triple Plated Chrome Finish
- Low Pressure – Clear Sound

AIR HORN SPECIFICATIONS

MODEL	NOMINAL LENGTH IN (mm)	BELL DIAMETER IN (mm)	SHIPPING WEIGHT LB (kg)
46010-0007	7 (180)	4 (102)	4 (1,8)
46010-0014	14 (360)	4 (102)	5 (2,3)
46010-0016	16 (410)	4 (102)	5 (2,3)
*46011-0007	7 (180)	4 (102)	4 (1,8)
46020-0020	20 (508)	6 (152)	6 (2,7)
46020-0022	22 (565)	6 (152)	6 (2,7)
46020-0025	25 (635)	6 (152)	6 (2,7)

*Gray painted marine finish.

Air Inlet Port: 1/8" NPT

PRESSURE REQUIRED: 50 PSI to 150 PSI
 (345-1030 kPa)
 10 to 25 C.F.M.
Optimum pressure 80-100 PSI
 (550-690 kPa)

All 6" diameter bell horns include a front stanchion. After mounting rear stanchion and providing for air feed through deck or partitions:

1. Slip front stanchion over trumpet and slide stanchion forward until it becomes tight on horn.
2. Mark mounting location on surface and prepare mounting screw holes.
3. Caulk around all mounting holes and/or use thin rubber gasket supplied.

It is recommended that stainless steel screws be used for resistance to marine elements.

COMPRESSOR KIT

Model 46030-Series

The DC Compressor Kit contains: the compressor for 80/100 lbs (550/690 kPa) available in 12, 24 and 32 volt models; the necessary fittings for connections between the compressor, tank, electric or manual valve and the horn; the electric valve; and 30 feet (9,14 m) of tubing.

WARNING: SPARK FROM SWITCH ON COMPRESSOR CAN CAUSE AN EXPLOSION. SEVERE INJURY OR DEATH MAY OCCUR. DO NOT MOUNT COMPRESSOR IN AREAS WHERE FLAMMABLE FUMES MAY BE PRESENT.

APPLICATION

Air Horns are the recognized answer to effective signaling at sea. The long range clear sound of a quality Air Horn unmistakably signals your presence, signals your next maneuver, and signals your request for drawbridge passage.

JABSCO Air Horns meet U.S. Coast Guard Navigational Rules CG-169 as they apply to "Sound signal intensity and range of audibility" for vessels under 75 meters (246 ft).

Decibel level at 1 meter: 130 dB. Audibility range of one nautical mile.

Reasonable care must be taken in locating and in proper use of these sound signaling appliances. Coast Guard rules state, "A whistle shall be placed as high as practicable on a vessel in order to reduce interception of the emitted sound by obstructions and also to minimize hearing damage risk to personnel"

JABSCO quality solid brass air horns are designed for use with existing ship's air system or the JABSCO Air Horn Compressor and tanks. Available with 12 Vdc, 24 Vdc and 32 Vdc compressors, as well as 12, 24, and 32 Vdc and 115 Vac electric air valves.

INSTALLATION

Mount horns on horizontal surface or side of pilot house. Horn should be aimed down slightly to allow natural drainage of water, which may tend to collect in trumpet. Water will not damage horn, but ice forming against stainless steel diaphragm can be avoided by allowing for proper drainage.
 (See page 2 for Dual Mount Base.)

MODELS: 46000-Series

ITT JABSCO

INSTALLATION (CON'T)

AIR TANK

Model 46040-0000

The 9" x 5" (230 x 127 mm) Single Air Horn Tank is suitable for one-horn systems. Its limited size of approximately 300 cubic inches allows for adequate signaling of any single horn in the line and fits most limited space requirements. Actual signaling time will vary with each installation, but 10 short blasts or one continuous nine-second blast is generally achieved per compressor cycle. Time to recharge small tank to maximum pressure with Model 46030 Series Compressor is approximately ten minutes. 1/4" NPT Ports.

Model 46040-0010

The 8" x 24" (204 x 610 mm) Large Tank is recommended for single horn installation where more reserve signaling time is desired, and in all Dual Horn installations. The larger capacity is approximately four times that of the small tank and allows more reserve for prolonged signaling. Compressor cycle time will increase respectively to approximately 35 minutes for an empty tank. 1/2" NPT Ports.

USING THE SHIP'S AIR

Where compressed air is available on board, only a horn(s) and air valve is required. Where compressor only is available, install large tank valve and horn(s). Care must be taken to insure that maximum pressure from compressor does not exceed 150 PSI (1030 kPa). PRESSURES BEYOND 150 PSI WILL DISTORT OPERATION OF HORN AND COULD CAUSE DAMAGE TO AIR TANK.

AIR VALVE

Model 46050-Series

(12, 24 and 32 Vdc and 115 Vac)

It is important for sharp, clear horn response that the air valve be installed as close to the horn as possible, not further than 3 feet from horn (1m).

DUAL MOUNT BASE

Model 46060-0000

Mount each horn to Dual Base using thin rubber gaskets provided with horn and screws provided with base.

Drill air supply hole, mount base on caulking and secure with four screws. Air inlet is 1/8" NPT.

Install front stanchions for 6" diameter bell horns as described on page 1, except use thick gaskets supplied with Dual Base. Spread bells slightly until stanchions and thick gaskets contact surface.

SYSTEM ASSEMBLY TIPS

Mount compressor on a solid surface away from engine or fuel lines. **WARNING: SPARK FROM SWITCH ON COMPRESSOR CAN CAUSE AN EXPLOSION. SEVERE INJURY OR DEATH MAY OCCUR. DO NOT MOUNT COMPRESSOR IN AREAS WHERE FLAMMABLE FUMES MAY BE PRESENT.** Plumb air tank and compressor, utilizing the 4 feet of 1/4" tubing in compressor kit. Electric or manual valve must be located no further than 3 feet from the horns. Valve installation at horn(s) will yield the optimum blast. Horn(s) should be aimed down slightly for natural drainage. Power On-Off for compressor may be a 15 amp breaker or toggle switch at distribution panel. Horn button(s) may be located in any convenient location.

ONCE SYSTEM IS ACTIVATED AND PRESSURE BEGINS TO BUILD, EACH FITTING MUST BE CHECKED WITH SOAP SOLUTION FOR LEAKS AND BE RETIGHTENED AS NECESSARY. PERMATEX* MAY BE USED TO SEAL FITTINGS.

HORN ADJUSTMENT

The Jabsco Air Horn is factory tested and adjusted for optimum performance at 90 PSI (620 kPa). No further function adjustment is necessary unless adjusting lock nut (Key 5) has become loose or, through disassembling, horn must be readjusted.

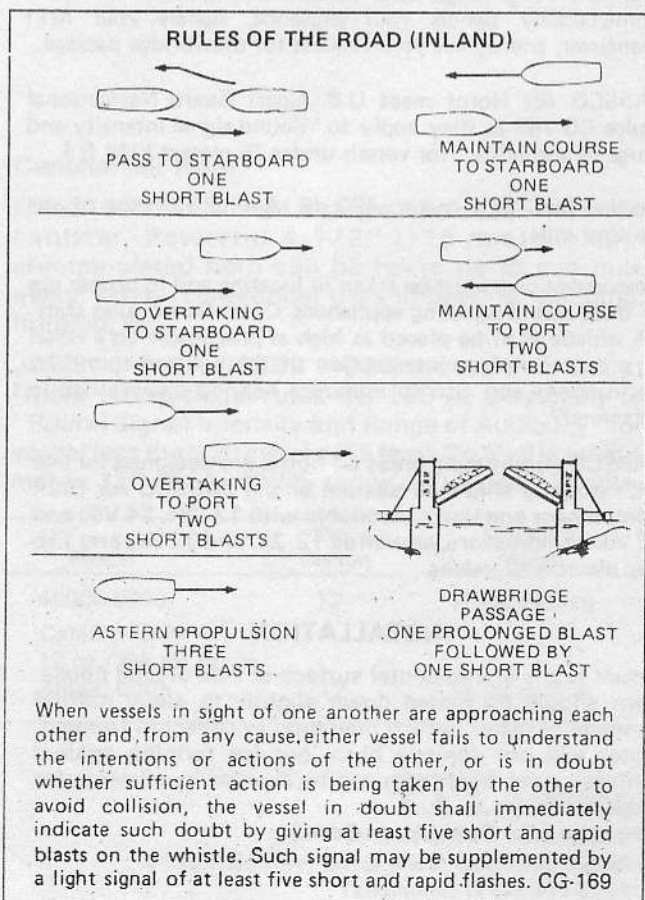
To adjust horn, back trumpet out of sound unit by turning bell counterclockwise until free of diaphragm. At this point, horn will not sound. With air system charged to normal operating pressure, tighten trumpet against diaphragm by turning bell clockwise until desired tone is obtained. Tighten lock nut.

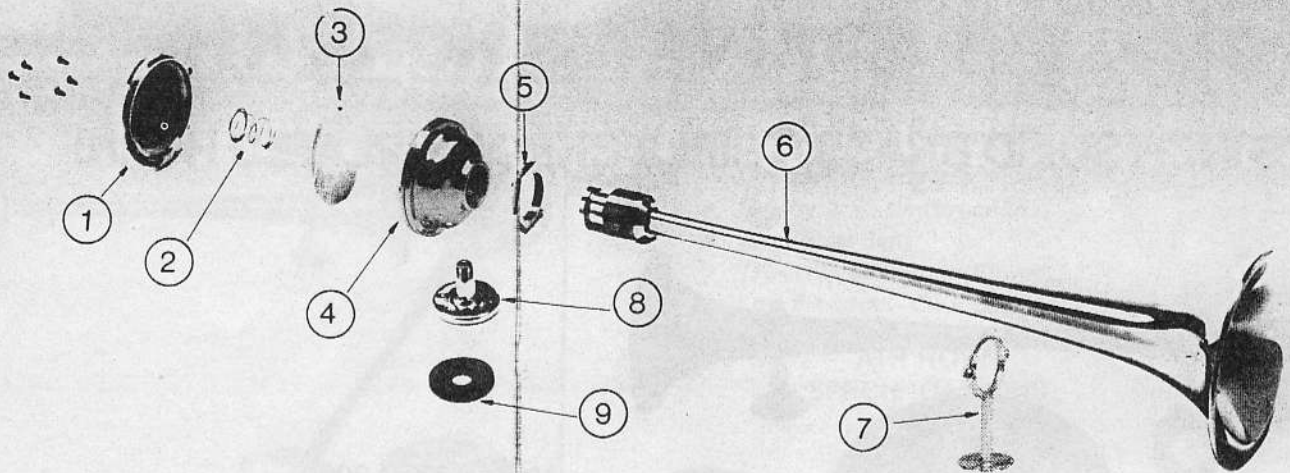
IN DUAL HORN SYSTEMS, one horn may sound slightly after the other. To correct this, back trumpet out 1/8" turn and recheck. Repeat if necessary.

MAINTENANCE

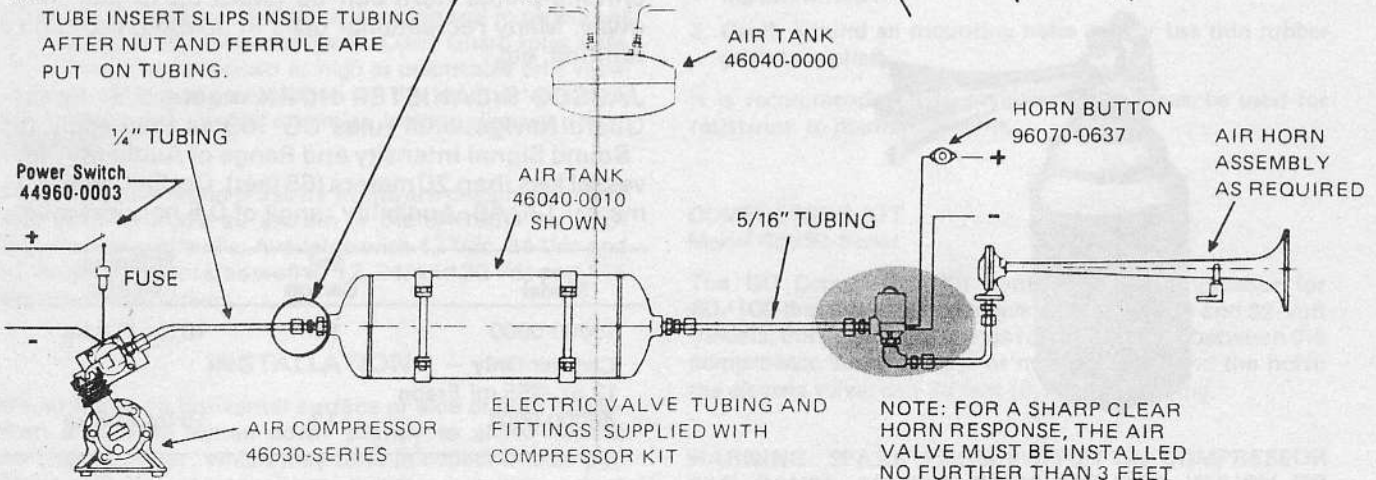
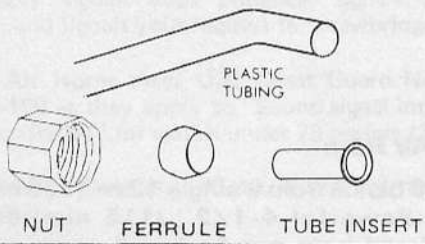
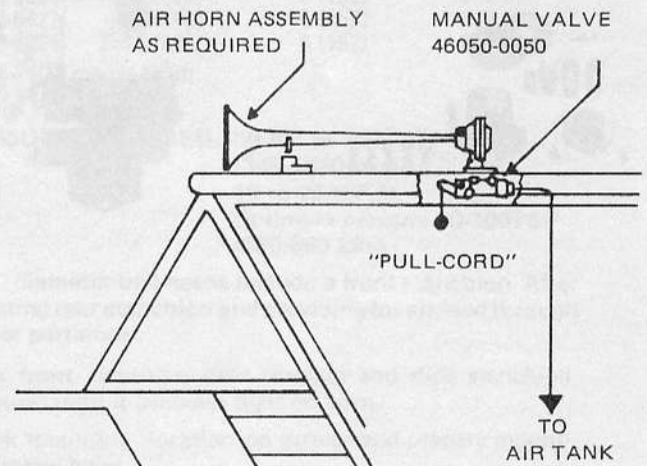
SERVICE KIT INSTALLATION 46015-0000

1. Remove 6 end-cover screws evenly, moving around cover and holding cover against housing, compressing internal spring.
2. Remove end cover and pull spring from recess. Insert new spring.
3. Replace diaphragm in housing and push end cover (with condensation hole down) and new spring against diaphragm.
4. Start end-cover screws by hand, then tighten evenly, moving around cover.





KEY	DESCRIPTION	
1	END COVER	
2	SPRING	46015-0000
3	DIAPHRAGM	
4	HOUSING	
5	NUT, ADJUSTING LOCK	
6	TRUMPET AND DIAPHRAGM SEAT	
7	FRONT STANCHION (6" BELL ONLY)	
8	REAR STANCHION	
9	GASKET - THIN	



NOTE: FOR A SHARP CLEAR HORN RESPONSE, THE AIR VALVE MUST BE INSTALLED NO FURTHER THAN 3 FEET FROM THE HORN.


WIRE GAUGE INFORMATION

CIRCUIT DISTANCE FROM BATTERY TO AIR COMPRESSOR

- RECOMMENDED: 10 FT -14 AWG
- 14 FT -12 AWG
- 30 FT -10 AWG

NEW FROM JABSCO COMPLETE MARINE AIR HORN KIT

25 INCH SOLID BRASS, TRIPLE CHROME-PLATED HORN!



Model 46070-0000

Air Horn Kit comes complete with 25" triple chrome plated air horn, 12 Vdc compressor (80 PSI / 100 PSI range), air storage tank, electric air valve with button, and all the tubing and fittings you'll need for a complete installation. Designed for ease of installation, it adds safety to any vessel—plus gives your vessel that look of distinction.



Canister Air Horn

UP to 1000 blasts from a single 12 oz. (335 ml) freon canister. Powerful 4-1/2" (115 mm) die cast chrome-plated horn can be heard up to one mile away. Many recreational uses in boating, camping, hunting, etc.

JABSCO'S CANISTER HORN meets U.S. Coast Guard Navigational rules CG-169 as they apply to "Sound Signal Intensity and Range of Audibility" for vessel less than 20 meters (65 feet). Decibel level at 1 meter: 120 dB. Audibility range of 0.5 nautical mile.

Model	Std. Carton	Shipping Weight
46000-0000	12	18 lbs / 8,2 kg
Canister Only — 12 oz./355 ml Freon		
46000-0001	12	15 lbs / 6,8 kg

THE PRODUCTS DESCRIBED HEREIN ARE SUBJECT TO THE JABSCO ONE YEAR LIMITED WARRANTY, WHICH IS AVAILABLE FOR YOUR INSPECTION UPON REQUEST.

ITT JABSCO

A Unit of ITT Corporation
1485 Dale Way, Costa Mesa, California 92626
Telephone: (714) 545-8251