


**PAR®**

FLEXMOUNT BLOWERS

**MODEL 35440-Series  
35515-0010  
36740-Series**

PRODUCT DATA

**FEATURES**

- Tough Reinforced Plastic Housing.
- Continuous Duty Motor
- Universal Flexmount Bracket Permits Outlet To Face Any Direction
- Slip-On Inlet and Outlet Ducting Connections
- Efficient High Volume Air Flow
- Low Current Draw
- Corrosion Resistant Materials Throughout
- UL Listed — BIA Type-Accepted

**APPLICATIONS**

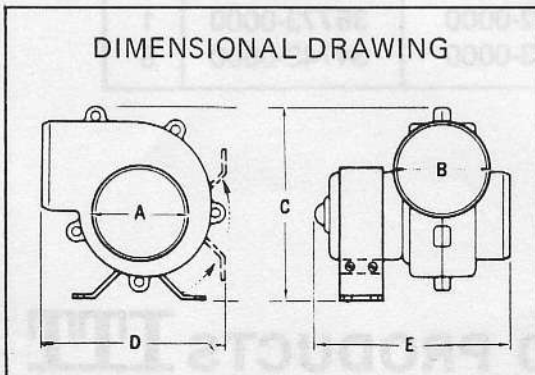
Ventilation of engine and fuel tank compartments. Ideal for ventilation of lockers, galley areas and enclosed heads on boats and recreational vehicles.

PAR FLEXMOUNT BLOWERS

**STANDARD MODELS**

Model	Air Flow	Volts	Amps	Fuse Size	DIMENSIONS					Weight
					"A"	"B"	"C"	"D"	"E"	
35515-0010	105 CFM (2.9 cu. m./min.)	12DC	4.3	6¼A	3" (76)	3" (76)	5" (140)	5" (127)	6-3/4" (172)	3.5 (1.6 kg.)
36740-0000	150 CFM (4.2 cu. m./min.)	12DC	6.8	10A	3" (76)	3" (76)	9-1/8" (232)	8-3/16" (208)	8" (204)	5.5 (2.5 kg.)
36740-0020	150 CFM (4.2 cu. m./min.)	32DC	3.0	6A	3" (76)	3" (76)	9-1/8" (232)	8-3/16" (208)	8" (204)	5.5 (2.5 kg.)
35440-0000	250 CFM (7.0 cu. m./min.)	12DC	9.9	10A	4" (102)	4" (102)	9-5/8" (244)	9¼" (235)	8-3/4" (224)	7.0 (3.2 kg.)
35440-0010	250 CFM (7.0 cu. m./min.)	24DC	7.0	7½A	4" (102)	4" (102)	9-5/8" (244)	9¼" (235)	8-3/4" (224)	7.0 (3.2 kg.)
35440-0020	250 CFM (7.0 cu. m./min.)	32DC	4.9	6A	4" (102)	4" (102)	9-5/8" (244)	9¼" (235)	8-3/4" (224)	7.0 (3.2 kg.)

(Metric dimensions in parentheses)

**DIMENSIONAL DRAWING****AIR FLOW (CFM) AT VARIOUS STATIC PRESSURES**

MODEL	STATIC PRESSURE (Inches of Water)			
	0	0.5	1.0	1.5
35440-0000	250 (7.0)	228 (6.4)	192 (5.4)	148 (4.1)
36740-0000	150 (4.2)	132 (3.7)	113 (3.2)	88 (2.5)
35515-0010	105 (2.9)	90 (2.5)	74 (2.1)	35 (1.0)

Air Density corrected to .075 lbs/ft<sup>3</sup>  
Metric Air Flow (CU. M/Min.) in Parentheses

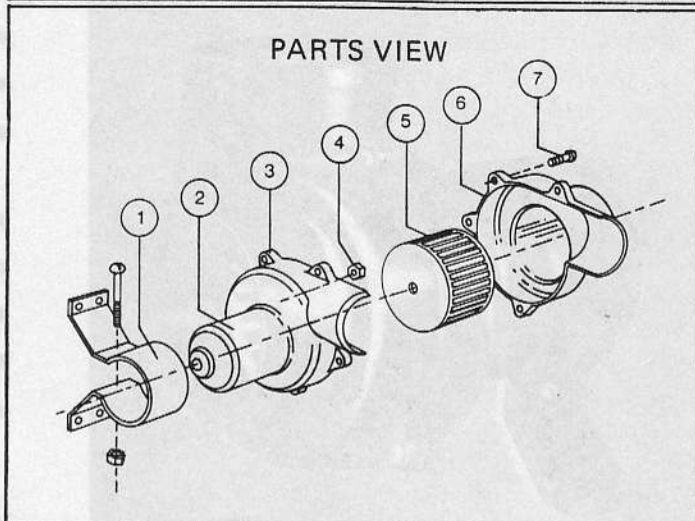
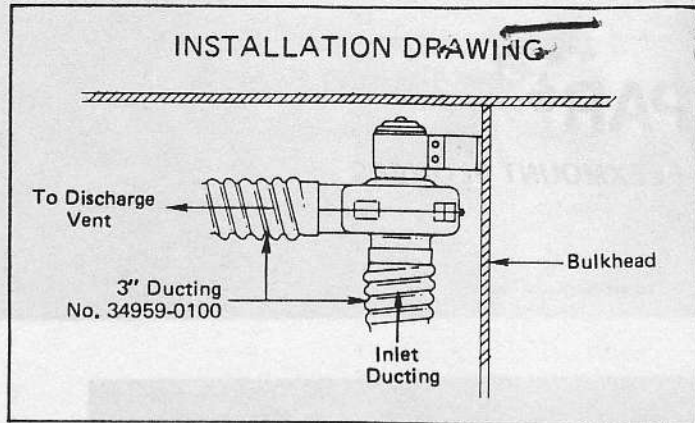
**JABSCO PRODUCTS ITT**

**MOUNTING:** Mount blower on flat bulkhead surface in highest part of compartment free from spray or deck wash. Blower may be rotated in mounting bracket to facilitate the shortest route of ducting. Use a suitable discharge fitting so that static pressure of blower will not be affected by change in wind direction. Route inlet ducting with as few bends as possible to lowest point in bilge where vapors are likely to accumulate. Be sure ducting is positioned below top of engine stringers but not so low as to become submerged in bilge water. Locate pickup to take advantage of natural air flow direction. For 3" blower models, PAR flexible ducting No. 34959-0100 is easy to cut and install. If installed as galley ventilator, blower should be mounted away from extreme heat. For exposed 3" blower inlet, PAR ventilator intake screen No. 34764-0000 provides a safe and attractive protected inlet.

**THE "CAUTION" PLACARD SUPPLIED WITH BLOWER MUST BE MOUNTED ADJACENT TO THROTTLE POSITION ON BOAT.**

**WIRING:** Use stranded copper wire. For lengths up to 25 feet (7.6M) from power source: Use 12 gauge wire for 12 volt, 14 gauge wire for 24 volt, and 16 gauge wire for 32 volt and 115 volt models. Use larger wire for longer lengths. Use a 10 amp rated on-off switch in positive side of circuit. Circuit must be protected with a fuse. Suggested fuse sizes are listed in the standard models table.

**OPERATION:** Operate blower for at least 2 minutes before starting, during the engine starting operation, and when operating below cruising speed.



**PARTS LIST**

Key	Part Description	MODEL NUMBER			Qty.
		35440-Series	35515-0010	36740-Series	
1	Bracket Assembly (includes screw & nut)	35715-0000	35683-0000	35715-0000	1
2	Motor				1
	12VDC	30200-0000	35145-0010	30200-0000	
	24VDC	30200-0010	---	---	
	32VDC	30200-0020	---	30200-0020	
3	Blower Housing	35645-0000	35641-0000	35772-0000	1
4	Motor Nut	34681-0000	34681-0000	34681-0000	2
5	Blower Wheel	35714-0000	34742-0000	34742-0000	1
6	Blower Housing	35644-0000	35642-0000	35773-0000	1
7	Housing Screw	34743-0000	34743-0000	34743-0000	5

**JABSCO PRODUCTS** **ITT**

Marine and Recreation Components Division  
 International Telephone and Telegraph Corporation  
 1485 Dale Way, Costa Mesa, California 92626 Phone 714/545-8251