



Model 30573-0000

ACCUMULATOR TANK

FEATURES

- Internal Bladder
- Smoother and More Even Flow
- Quieter Water System
- Better Temperature Control
- Longer Pump Life
- Lower Battery Drain
- Simply Fitted to New or Existing Systems
- Compact Size
- Snap-in Port Fittings include both:
 - 1/2" Barbed Hose Fittings and
 - 1/2" Threaded Hose Fittings

SPECIFICATIONS

Tank:	Hygienic, Light, Compact, Impact and Pressure Resistant Plastic Construction
Capacity:	1 liter (33 fl oz)
Max. Operating Pressure:	Up to 125 psi (8.6 bar)
Pre-Charge Pressure:	10 psi (0.7 bar)
Air Valve:	Standard Tire Valve
Weight:	1.6 lb (0.7 kg)
Dimensions:	13-1/4" (337 mm) x 4-3/4" (119 mm)

IMPROVES MOST AUTOMATIC WATER PRESSURE SYSTEMS

This Accumulator Tank is intended for installation in any pumped water system controlled by a pressure switch. For example, PAR-MATE 2.5 or any Jabsco pressure pumps as found in boats, RV's, motor caravans, coaches and similar applications.

The Accumulator Tank smooths water flow and reduces on/off cycling of the pump by lessening the variation in pressure and flow between the pump and the outlets in the system.

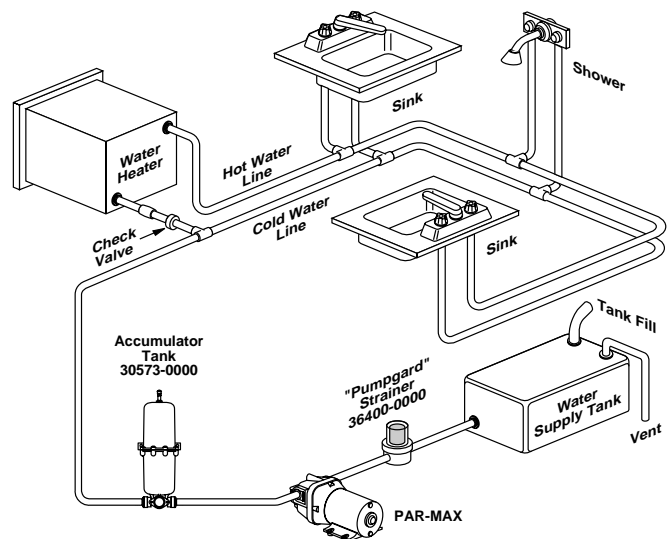
The even flow of water gives better control of hot water temperature *especially noticeable with instantaneous gas water heaters* and with showers.

The reduced on/off cycling reduces noise from the pump motor, and from shock pressures (pipe hammer). It also reduces battery drain, and gives longer pump life.



Model 30573-0000

TYPICAL INSTALLATION

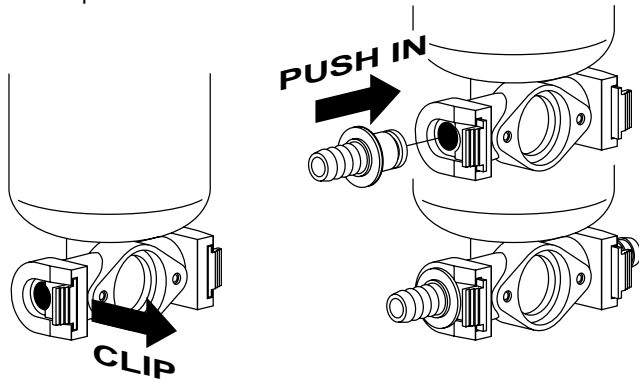


PRECHARGE PRESSURE ADJUSTMENT

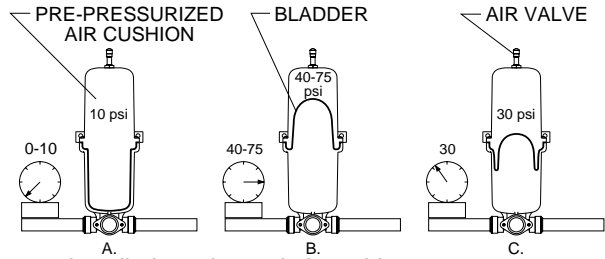
The 30573-0000 tank is precharged at 10 psi (0.7 bar). If your pump cut-in pressure is significantly different, you may custom tune the tank to best fit your particular installation. To increase air pressure in tank, shut pump off, open a faucet to relieve system pressure and adjust precharge pressure using ordinary tire gauge and tire pump at valve in end of tank. Pressure should be checked from time to time. To check tank pressure: turn off power to water pump, open a faucet to relieve pressure. Check tank pressure, adjust if necessary. Close faucet and turn on power to pump. For best results, do not pressurize tank above 10 psi (0.7 bar).

SAFETY RELIEF VALVE RECOMMENDED

It is recommended that a relief valve with a setting of no more than 125 psi be installed. Often a relief valve is already installed at the water heater. Check its setting. This will protect the system in case the pressure switch fails.



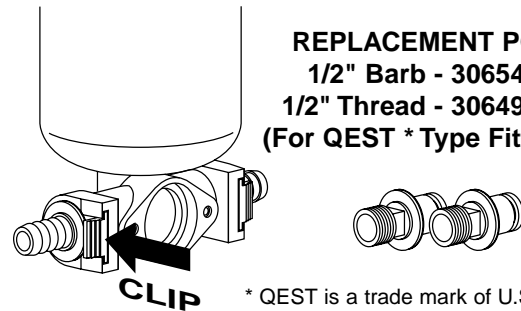
HOW THE PRESSURE ACCUMULATOR WORKS



- Factory installed precharged air cushion.
- When pump starts, water enters the reservoir. At maximum pressure, system is filled. Pump shuts off.
- When water is demanded, pressure in the air chamber forces water into the system. Pump stays off until minimum pressure is reached. Then pump turns on.

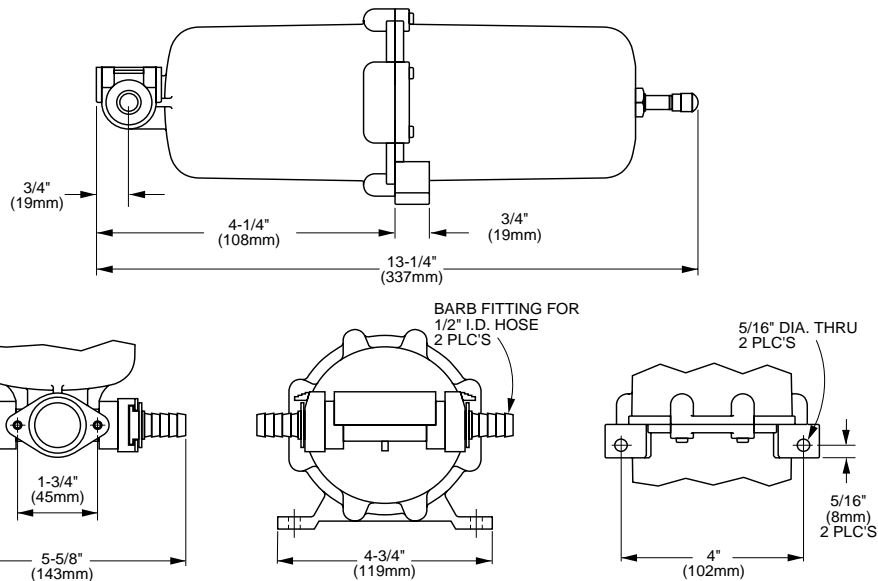
⚠ DANGER Do not overpressure tank. Pressures over 125 psi (8.6 bar) may rupture tank and cause personal injury.

REPLACEMENT PORTS
1/2" Barb - 30654-1000
1/2" Thread - 30649-1000
(For QEST * Type Fittings)



* QEST is a trade mark of U.S. Brass

DIMENSIONAL DRAWING



Jabsco



U.S.A.
 Jabsco
 1485 Dale Way, P.O. Box 2158
 Costa Mesa, CA 92628-2158
 Tel: (714) 545-8251
 Fax: (714) 957-0609

UNITED KINGDOM
 Jabsco
 Bingley Road, Hoddesdon
 Hertfordshire EN11 OBU
 Tel: +44 (0) 1992 450145
 Fax: +44 (0) 1992 467132



CANADA
 Fluid Products Canada
 55 Royal Road
 Guelph, Ontario N1H 1T1
 Tel: (519) 821-1900
 Fax: (519) 821-2569

THE PRODUCTS DESCRIBED HEREIN ARE SUBJECT TO THE JABSCO ONE YEAR LIMITED WARRANTY, WHICH IS AVAILABLE FOR YOUR INSPECTION UPON REQUEST.

JAPAN
 NHK Jabsco Company Ltd.
 3-21-10, Shin-Yokohama
 Kohoku-Ku, Yokohama, 222
 Tel: 045-4758906
 Fax: 045-475-8908

GERMANY
 Jabsco GmbH
 Oststrasse 28
 22844 Norderstedt
 Tel: +49-40-53 53 73 -0
 Fax: +49-40-53 53 73 -11