


PRODUCT DATA



FEATURES

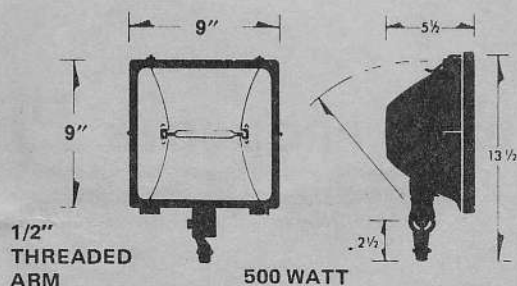
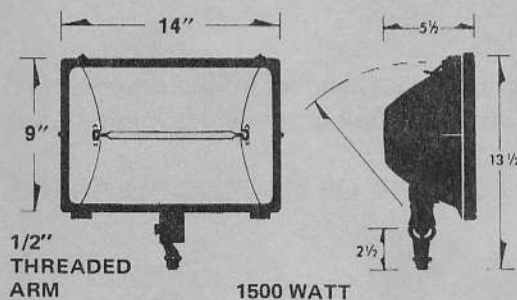
- Rugged Housing of heavy duty die-cast aluminum.
- Reflector has superior anodic finish with diffused finish to provide wide beam spreads.
- Silicone gaskets weatherproofs all critical points.
- Corrosion resistant hardware used on all exposed surfaces.
- Metal clad, spring-loaded porcelain sockets are protected by end reflectors from heat.
- Factory prewired with silicone glass braided wires extending 6" from stem.
- Aiming bars located on both sides of housing and 1/2" stem mounting arm complete with 180° aiming sector and repositioning stop.

MODEL 14780-0000
14790-0000

STANDARD MODELS

Model Numbers	Voltage	Wattage
14780-0000	120 or 125/130 VAC	500
14790-0000	208, 240, or 277 VAC	1500

DIMENSIONAL DRAWINGS








INSTALLATION AND AIMING

1. Bring socket leads thru swivel arm and make connections in junction box.
2. Rotate in horizontal plane to desired area to be illuminated. Secure in position with lock-nut.
3. Set vertical aiming angle by loosening bolt and set screw.
4. Using aiming index align indicator on fin with desired angular setting, and tighten.

CAUTION:

Use a clean cloth, gloves, or hold by the ceramic socket ends, when handling the lamp. Quartz-iodine lamp manufacturers recommend lamp operation within 4° of horizontal.

HARDWARE FITTINGS

				
Junction Box 44786-0000	Junction Box 44786-0000 Cross Arm Bkt. 44788-0000	Junction Box 44786-0000 Clamp 1 1/2" - 2" pipe 44784-0000	Junction Box 44786-0000 Wall Mount 44787-0000	Pole Top Mount 2" or 2 1/2" pipe 44785-0000

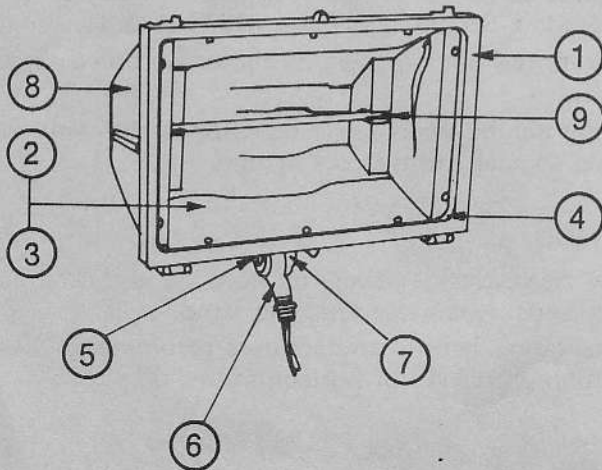
LAMPS

500 WATT		1500 WATT	
Model Number	Voltage	Model Number	Voltage
44820-0000 44820-0020	120 VAC 125/130 VAC	44830-0000 44830-0010 44830-0020	208 VAC 240 VAC 277 VAC

PARTS LIST

Key	Part Description	500 Watt	1500 Watt
1	Front Door Bezel	44831-0000	44841-0000
2	Lens Standard	44832-0000	44842-0000
3	Lens Face Up	44833-0000	44843-0000
4	Lens Gasket	44834-0000	44844-0000
5	Vertical Index	44835-0000	44835-0000
6	Lower Swivel Bracket	44836-0000	44836-0000
7	Upper Swivel Bracket	44837-0000	44837-0000
8	Rear Housing	44838-0000	44845-0000
9	Socket	44839-0000	44846-0000

PARTS VIEW



SERVICING

Release spring catches and let hinged door swing down. Use mild soap or household type detergent on reflector surface.

DO NOT USE ACID OR CAUSTIC CLEANERS.

JABSCO PRODUCTS **ITT**

Marine and Recreation Components Division
International Telephone and Telegraph Corporation
1485 Dale Way, Costa Mesa, California 92626

Telephone: (714) 545-8251