

28300 Series Hygienic Stainless Steel Pedestal Pump

Features

- Self primes from dry up to 5.0 metres
- Flows up to 80 litres per minute
- Pressure up to 4.0 bar
- Handles soft solids - max. 12mm diameter
- Certified to US 3A Standard 02-09
- Clean-In-Place (CIP) or easy strip clean
- Handles viscosities up to 50,000 centiPoise
- Minimal shear to thixotropic fluids
- Easy to service and maintain



Typical Applications

- Foods, sauces, doughs, preserves, liquid egg, meat pastes
- Dairy products, milk, cream, yoghurt, cheeses
- Cosmetics, toothpaste, shampoos, soaps
- Pharmaceutical creams & lotions
- Wines, beers, soft drinks, fruit juices & syrups
- Ingredients unloading and transfer
- Tank filling and emptying
- Recirculation and mixing
- Portion and container filling
- Brine injection
- Sampling, filtration and more

Specifications

Seal : Carbon / Ceramic mechanical face seal
Tungsten Carbide / Ceramic hard faced seal
Flushed options for crystallising fluids

Seal Elastomer : Food grade Nitrile

Pump Head : Stainless steel 316, machined interior and electropolished exterior finish

End Cover : Stainless steel 316 grade

Shaft : Stainless steel 316 grade

Bearings : Greased ball bearings

Bearing Housing : Epoxy coated cast iron

Ports :			
1"	Tri-Clamp		28300-1xxx
25mm	IDF/ISS		28300-3xxx
1"	RJT to BS1864		28300-4xxx
1"	3A Bevel Seat		28300-5xxx
25mm	DIN 11851		28300-6xxx
25mm	SMS 1145		28300-7xxx

Model Range

Weight : 4.4kg


Pressure options	Standard - Max 2.5 bar		High - Max 4.0 bar		
	Elastomer option	3A Neoprene	E.P.D.M.	3A Neoprene	E.P.D.M.
Temperature range	4°C to 65°C		0°C to 120°C	4°C to 65°C	0°C to 120°C
Mechanical Seal Options					
Carbon/Ceramic	28300-x105		28300-x102	28300-x125	28300-x122
Tungsten Carbide/Ceramic hard faced	28300-x205			28300-x225	
Flushed Mechanical Seal					
Tungsten Carbide/Ceramic hard faced	28300-x705		28300-x702	28300-x725	
Carbon/Ceramic	28300-x905			28300-x925	

For models not listed above, consult distributor or factory, 'x' Substitute port code from table above


Note : it is not recommended to start the pump at extremes of the temperature range, impeller damage may occur

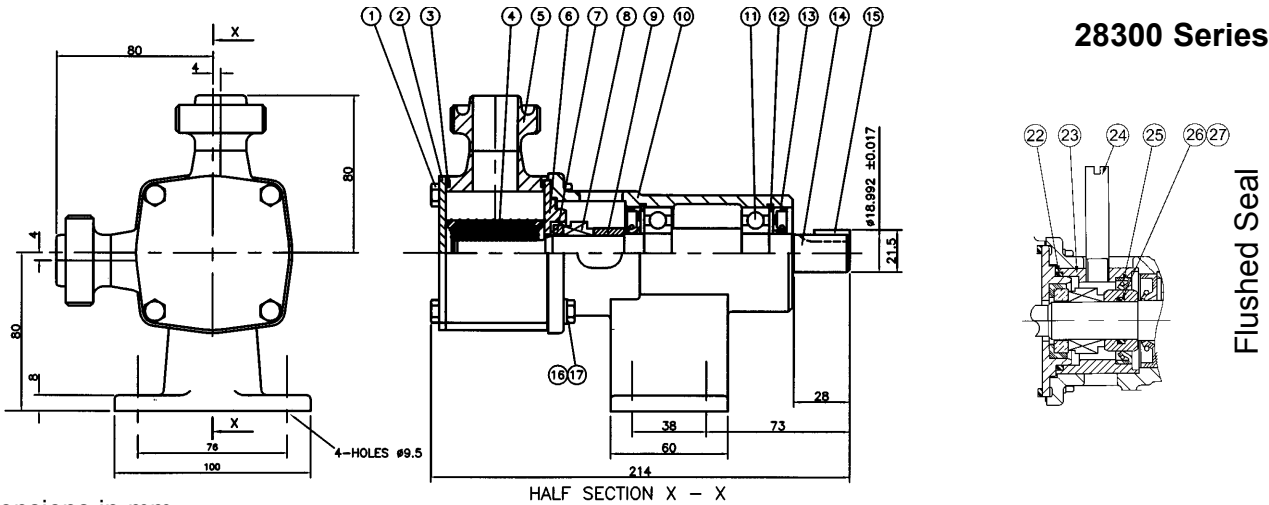
For Installation, Operating, Maintenance and Safety Instructions refer to form 43001-0543

⚠ WARNING Explosion hazard. Do not pump gasoline, solvents, thinners or other flammable liquids. To do so can cause an explosion resulting in injury or death.



⚠ WARNING Injury hazard. Exposed pulleys and belts can cause injury. Install shield around pulleys and belts. Stay clear while machinery is operating.





Dimensions in mm

For performance data refer to the 080 size flexible impeller pump performance curves

Parts List

Key	Description	Qty	Part Number
1	Screw	4	X3001-176F
2	Endcover	1	28305-0020
3	O'Ring *	2	See right
4	Impeller*	1	See right
5	Body	1	See right
6	Wearplate	1	28336-0000
7 / 8	Seal Assembly *	1	See right
9	Seal Spacer	1	28317-0000
10	Bearing Housing	1	28303-0000
11	Bearing	2	SP2601-33
12	Retaining Ring	2	SP1701-438
13	Lip seal (Bearing Housing)	2	SP2701-0910
14	Shaft	1	28307-0000
15	Key	1	X4000-130A
16	Washer	4	X3080-091K
17	Screw	4	X3001-180F
22	O-Ring	1	X4020-244A
23	Seal Housing	1	28312-0000
24	Tube	2	21844
25	Seal	1	SP2701-0914
26	O-Ring	1	X4020-217A
27	Seal Spacer	1	28317-0001

Parts marked * Contained in service kit

Spare Parts & Service Kits

Pressure Rating		Standard	High
3	O-Ring	Nitrile X4020-269A	X4020-269A
4	Impeller	3A Neoprene 8981-0005B	8840-0005B
		E.P.D.M. 8981-0002B	8840-0002B
5	Body	Tri-Clamp 28304-1000	28304-1000
		IDF/ISS 28304-3000	28304-3000
		RJT 28304-4000	28304-4000
		Bevel Seat 28304-5000	28304-5000
		DIN 28304-6000	28304-6000
7 / 8	Seals	SMS 28304-7000	28304-7000
		Std Mech. 28331-0103B	28331-0103B
		Hard Faced 28331-0203B	28331-0203B
Service Kit		3A Neoprene SK377-0105	SK377-0125
		E.P.D.M.	

Models with Neoprene and E.P.D.M. impellers use Nitrile elastomers on seals and O-rings.
NOTE:- Service Kits contain standard mechanical seals. For hard faced seals, order parts separately.

Other Available Options

Standard head kits, for close coupling to standard IEC motors.

Jabsco



ITT Industries

USA

Jabsco
20 Icon
Foothill Ranch
CA 92610

Tel : +1 949 859 4945
Fax : +1 949 859 1153

UK

Jabsco
Bingley Road
Hoddesdon
Hertfordshire, EN11 0BU

Tel : +44 (0) 1992 450 145
Fax : +44 (0) 1992 467 132

GERMANY

Jabsco GmbH
Oststraße 28
22844 Norderstedt

Tel : +49 (0) 40 53 53 73 0
Fax : +49 (0) 40 53 53 73 11