



## MX Technical Solutions

### Robust Design - Dry Run Rated - High Efficiency!



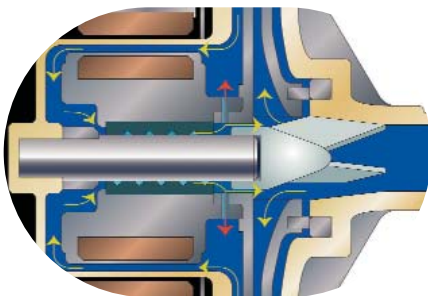
#### Designed for Tough Installations

MX front casings incorporate reinforcement ribs extending from the periphery of the casing to the suction nozzle reducing potential for deflection of front casing from piping misalignment. Ribs are also used on the rear casing resulting in enhanced pressure retaining capability.



#### Patented Non-Contact Dry Run Design!

Using the position and strength of the magnetic coupling, reverse axial thrust and closure of thrust bearings is eliminated allowing airflow through the bearing system. This results in a design rated for one-hour repeatable dry run operation.



#### End Supported Shaft

Integrally molded shaft supports on front casing along with support on the rear-casing make the MX the choice for difficult services. Shaft alignment is insured and shaft deflection eliminated. Adverse operating conditions such as cavitation and air in the suction line are better handled by the MX designs.



#### Patented Molded Volute Liquid End!

MX pumps are the only molded designs in the market with true volute casings. This means higher efficiencies and more performance out of a smaller package.

#### Two Year Warranty!

All MX pumps come standard with a limited two-year warranty. Not only are you getting a rugged pump rated for dry run operation, you are also getting security in a two-year warranty!