

THE CONCEPT

Add SSC to the top of any seacock to allow instant emergency bilge pumping, or to simplify winterization and cooling system flushing.

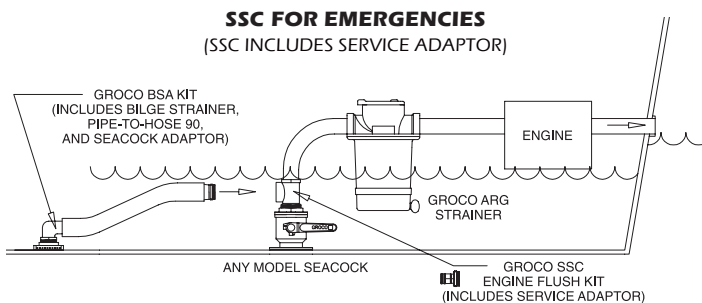
Add a GROCO® Bilge Strainer (see Page 30) to pump out remote bilge locations.

IN AN EMERGENCY: While the connected engine is running, close the seacock and remove the quick release plug. Excess bilge water will be pumped overboard by the engine raw water pump. Add GROCO® BSA (see page 12) to pump out remote bilge locations.

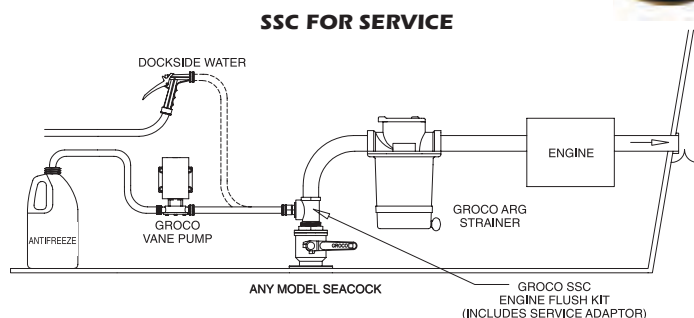
FOR WINTERIZATION: Close the seacock, remove the quick release plug and insert the service adaptor (included). Anti-freeze can be pumped into the cooling system.

FOR SYSTEM FLUSHING: Close the seacock and insert the service adaptor. Dockside water can be used to flush the cooling system with the engine running at idle speed.

SSC SERIES



Emergency bilge pumping allows high bilge water to be drawn through open side port and pumped overboard through engine exhaust system.



NOTE: SSC may also be installed after the strainer, See SSCV below.

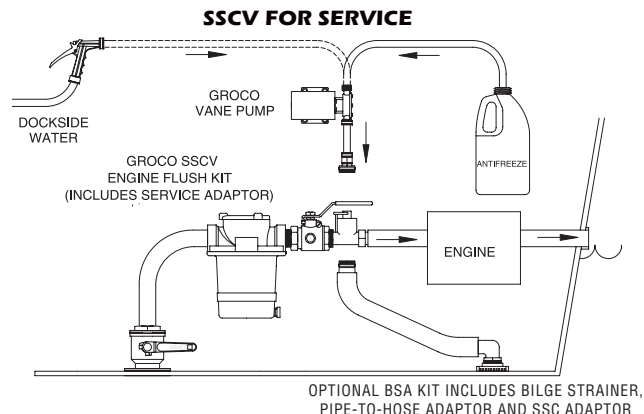
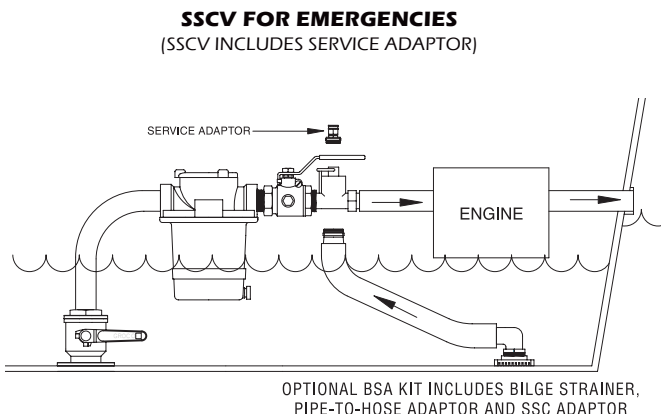
THE CONCEPT

SSCV is the SSC (above) combined with a Full Flow In-Line IBV Series ball valve, which isolates the plumbing before SSC and prevents back-flushing into the strainer or through the seacock.

FOR WINTERIZATION: Close the seacock, remove the quick release plug and insert the service adaptor (included). Anti-freeze can be pumped into the cooling system.

FOR SYSTEM FLUSHING: Close the seacock and insert the service adaptor. Dockside water can be used to flush the cooling system with the engine running at idle speed.

SSCV SERIES



MODEL*	HOSE ID	NPT	SSC LENGTH	SSCV LENGTH	SSC WEIGHT	SSCV WEIGHT	SSC PKG	SSCV PKG
SSCV-750	3/4"	3/4"	3.90"	5.79"	.65#	1.65	2	1
SSCV-1000	1"	1"	4.35"	6.56"	.90#	2.66	2	1
SSCV-1250	1-1/4"	1-1/4"	4.55"	7.02"	1.05#	3.29	2	1
SSCV-1500	1-1/2"	1-1/2"	4.75"	7.78"	1.45#	4.76	2	1
SSCV-2000	2"	2"	5.20"	9.13"	2.20#	6.98	2	1
SSCV-2500	2-1/2"	2-1/2"	5.85"	12.00"	4.80#	15.20	1	1
SSCV-3000	3"	3"	6.32"	14.50"	5.50#	23.25	1	1

*To order SSC only drop "V" from model number.