


## OFFERING

Outdoor panels for sump, effluent and wastewater systems as well as cisterns, storage tanks and irrigation.

- Installer Friendly Series®
- Simplex Time Dose and Duplex Time Dose Panel
- Drip Panels
- PS Control Panel
- PS Patrol® Junction Alarm



# Specialty Panels

### SINGLE PHASE INSTALLER FRIENDLY SERIES® DEMAND / TIME DOSE SYSTEM

Part #	Enclosure	SJE Description	System Configuration	Voltage	Amp Range	Type of Float	# of Floats	Length of Cord	Listing
S11FS07	Nema 4X	Installer Friendly Demand series (Time Dose Option \$75 list adder (TD suffix))	Simplex	115/208/230V	0-7A	SJE Milli-Amp-Master™	3	20	UL
S11FS15	Nema 4X	Installer Friendly Demand series (Time Dose Option \$75 list adder (TD suffix))	Simplex	115/208/230V	7-15A	SJE Milli-Amp-Master™	3	20	UL
S11FS20	Nema 4X	Installer Friendly Demand series (Time Dose Option \$75 list adder (TD suffix))	Simplex	115/208/230V	15-20A	SJE Milli-Amp-Master™	3	20	UL
D11FS07	Nema 4X	Installer Friendly Demand series (Time Dose Option \$75 list adder (TD suffix))	Duplex	115/208/230V	0-7A	SJE Milli-Amp-Master™	3	20	UL
D11FS15	Nema 4X	Installer Friendly Demand series (Time Dose Option \$75 list adder (TD suffix))	Duplex	115/208/230V	7-15A	SJE Milli-Amp-Master™	3	20	UL
D11FS20	Nema 4X	Installer Friendly Demand series (Time Dose Option \$75 list adder (TD suffix))	Duplex	115/208/230V	15-20A	SJE Milli-Amp-Master™	3	20	UL

**DESCRIPTION:** Designed for Easy-Use Programming and Monitoring with Touch Pad on inner door. Demand or Time Dose operation option available.

#### FEATURES:

- Alarm Power Indicator - LED indicator for alarm
- Alarm Replace Indicator - Indicates alarm fuse blown
- Control Power Indicator
- Hand-Off-Auto Buttons and Indicators
- Float Status LED - Indicator on activation and float out of sequence alarm
- Pump Run Indication
- 7-segment LED Display - High water, float status and sequence error, low level, standard dose count, power fail count, on/off pump count, runs, peak dose count
- Nema 4X
- Red Alarm Light
- Exterior Alarm Test
- Circuit Breakers
- Power Relay
- UL/cUL Listed
- 3 - SJE MilliAmpMaster Floats - 20' cord included



### THREE PHASE INSTALLER FRIENDLY SERIES\*

- FEATURES:**
- Nema 4X
  - Motor Circuit Protection
  - Alarm Power Indicator - LED Indicator for Alarm
  - Multi-tap Transformer
  - Alarm Replace Indicator - Indicates alarm fuse blown
  - Red Alarm Light
  - Control Power Indicator
  - Alarm Horn
  - Hand-Off-Auto Buttons and Indicators
  - 3 SJE MilliAmpMaster™ Floats
  - UL/cUL Listed

Part #	Enclosure	SJE Description	System Configuration	Voltage	Amp Range	Type of Float	# of Floats	Length of Cord	Listing
S3IFS1016	Nema 4X	IFS Three Phase 1.0-1.6 amps	Simplex	208/230/460V	1.0-1.6A	SJE Milli-AmpMaster™	3	20	UL
S3IFS1625	Nema 4X	IFS Three Phase 1.6-2.5 amps	Simplex	208/230/460V	1.6-2.5A	SJE Milli-AmpMaster™	3	20	UL
S3IFS2540	Nema 4X	IFS Three Phase 2.5-4.0 amps	Simplex	208/230/460V	2.5-4.0A	SJE Milli-AmpMaster™	3	20	UL
S3IFS4063	Nema 4X	IFS Three Phase 4.0-6.3 amps	Simplex	208/230/460V	4.0-6.3A	SJE Milli-AmpMaster™	3	20	UL
S3IFS6010	Nema 4X	IFS Three Phase 6.0-10 amps	Simplex	208/230/460V	6.0-10A	SJE Milli-AmpMaster™	3	20	UL
S3IFS9014	Nema 4X	IFS Three Phase 9.0-14 amps	Simplex	208/230/460V	9-14A	SJE Milli-AmpMaster™	3	20	UL
S3IFS1318	Nema 4X	IFS Three Phase 13-18 amps	Simplex	208/230/460V	13-18A	SJE Milli-AmpMaster™	3	20	UL
S3IFS1723	Nema 4X	IFS Three Phase 17-23 amps	Simplex	208/230/460V	17-23A	SJE Milli-AmpMaster™	3	20	UL
S3IFS2025	Nema 4X	IFS Three Phase 20-25 amps	Simplex	208/230/460V	20-25A	SJE Milli-AmpMaster™	3	20	UL
D3IFS1016	Nema 4X	IFS Three Phase 1.0-1.6 amps	Duplex	208/230/460V	1.0-1.6A	SJE Milli-AmpMaster™	3	20	UL
D3IFS1625	Nema 4X	IFS Three Phase 1.6-2.5 amps	Duplex	208/230/460V	1.6-2.5A	SJE Milli-AmpMaster™	3	20	UL
D3IFS2540	Nema 4X	IFS Three Phase 2.5-4.0 amps	Duplex	208/230/460V	2.5-4.0A	SJE Milli-AmpMaster™	3	20	UL
D3IFS4063	Nema 4X	IFS Three Phase 4.0-6.3 amps	Duplex	208/230/460V	4.0-6.3A	SJE Milli-AmpMaster™	3	20	UL
D3IFS6010	Nema 4X	IFS Three Phase 6.0-10 amps	Duplex	208/230/460V	6.0-10A	SJE Milli-AmpMaster™	3	20	UL
D3IFS9014	Nema 4X	IFS Three Phase 9.0-14 amps	Duplex	208/230/460V	9-14A	SJE Milli-AmpMaster™	3	20	UL
D3IFS1318	Nema 4X	IFS Three Phase 13-18 amps	Duplex	208/230/460V	13-18A	SJE Milli-AmpMaster™	3	20	UL
D3IFS1723	Nema 4X	IFS Three Phase 17-23 amps	Duplex	208/230/460V	17-23A	SJE Milli-AmpMaster™	3	20	UL
D3IFS2025	Nema 4X	IFS Three Phase 20-25 amps	Duplex	208/230/460V	20-25A	SJE Milli-AmpMaster™	3	20	UL

**DESCRIPTION:** 3-phase panel equipped with easy Use Touch Pad for programming and monitoring.

### INSTALLER FRIENDLY SERIES® DRIP CONTROL PANEL

Part #	Enclosure	SJE Description	System Configuration	Voltage	Amp Range	Type of Float	# of Floats	Length of Cord	Listing
S1FS15	Nema 4X	Installer Friendly Drip	Simplex	115/208/230V	7-15A	SJE Milli-AmpMaster™	4	20	UL
S1FSP15	Nema 4X	Installer Friendly Drip with Pressure Switch	Simplex	115/208/230V	7-15A	SJE Milli-AmpMaster™	4	20	UL

**DESCRIPTION:** Designed to control Sub-Surface irrigation System - Touch Pad controls for easy to use monitoring.

#### FEATURES:

- Alarm Power Indicator - LED indicator for alarm
- Alarm Replace Indicator - Indicates alarm fuse blown
- Control Power Indicator
- Hand-Off-Auto Buttons and Indicators
- Float Status LED - Indicator on activation and float out of sequence alarm
- Pump Run Indication
- Cycle Status Indicator - Indicates which cycle system is in
- Advance and Pause Cycle Button
- Count Indicator
- Programming Indicator
- Flush Valve Indication
- 7-segment LED Display - High water, float status and sequence error, low level, standard dose count, power fail count, on/off pump count, runs, peak dose count
- Nema 4X
- Red Alarm Light
- Exterior Alarm Test and Silence
- Circuit Breakers
- Magnetic Contactor
- UL/cUL Listed
- 4 - Mechanical Floats with 20' Lead
- P-version comes with Pressure Switch for Aerobic Applications



## Wastewater


### DRIP PANEL

Part #	Enclosure	SJE Description	System Configuration	Voltage	Amp Range	Type of Float	# of Floats	Length of Cord	Listing
S11DP15	Nema 4X	DP1 panel hyd-controlled Ratch. Valve	Simplex	115/230V	7-15A	SJE Pump-Master® Plus	4	20	UL
S12DP15	Nema 4X	DP2 panel operate up to 4 electro-mech valves 120/230	Simplex	115/230V	7-15A	SJE Pump-Master® Plus	4	20	UL

**DESCRIPTION:** PLC subsurface drip panel which controls one single phase pump and two valves.

#### FEATURES:

- Nema 4X
- Magnetic Contactor
- Red Alarm Light
- Exterior Alarm Test
- Circuit Breakers
- Hand-Off-Auto Buttons and Indicators
- Touch Pad Counting Functions - ETM, cycle counter, pump fail, high level, override float
- 4 - SJE MilliAmpMaster™ 20' Floats
- UL/cUL Listed



### RECEPTACLE PANEL

Part #	Enclosure	SJE Description	System Configuration	Voltage	Amp Range	Type of Float	# of Floats	Length of Cord	Listing
S120RP1	Nema 4X	RP-1 1 HP 120 volt	Simplex	115V	0-15A	SJE PumpMaster®/ SignalMaster®	1 of each	20	UL
S120RP2	Nema 4X	RP-2 2HP	Simplex	208/230V	0-15A	SJE PumpMaster®/ SignalMaster®	1 of each	20	UL

**DESCRIPTION:** Provides a reliable means of controlling a single phase pump and alarm device.

#### FEATURES:

- Nema 4X
- Red Alarm Light
- Alarm Horn
- Receptacle for use with piggy back pump switch
- 1 - SJE PumpMaster® Plus 20' floats, 1 SJE SignalMaster™ switch
- UL/cUL Listed



### PS CONTROL PANEL

Part #	Enclosure	SJE Description	System Configuration	Voltage	Amp Range	Type of Float	# of Floats	Length of Cord	Listing
S1PS07	Nema 4X	PS Control Panel 0-7 amp 115V/208/240	Simplex	115/208/230V	0-7A	SJE Pump-Master® Plus	4	20	UL
S1PS15	Nema 4X	PS Control Panel 7-15 amp 115V/208/240	Simplex	115/208/230V	7-15A	SJE Pump-Master® Plus	4	20	UL
S1PS20	Nema 4X	PS Control Panel 15-20 amp 115V/208/240	Simplex	115/208/230V	15-20A	SJE Pump-Master® Plus	4	20	UL

**DESCRIPTION:** Provides reliable means of controlling pump chamber and sand filter pumps in an onsite septic installation.

#### FEATURES:

- Nema 4X
- Magnetic Contactor for both pumps
- Programmable Timer for pump chamber on and off setting of .05 seconds to 30 hours
- Circuit Breakers for both pumps
- Red Alarm Light
- Alarm Horn
- 3 - SJE PumpMaster® Plus 20'
- 1 - SJE PumpMaster® SPDT
- UL/cUL Listed




### TIME DOSE AND DUPLEX TIME DOSE PANEL

Part #	Enclosure	SJE Description	System Configuration	Voltage	Amp Range	Type of Float	# of Floats	Length of Cord	Listing
S1TD107	Nema 4X	TD Panel 0-7 amp 1 HP 115 volt	Simplex	115V	0-7A	SJE PumpMaster®	2	20	UL
S1TD115	Nema 4X	TD Panel 7-15 amp 1 HP 115 volt	Simplex	115V	7-15A	SJE PumpMaster®	2	20	UL
S1TD120	Nema 4X	TD Panel 15-20 amp 1 HP 115 volt	Simplex	115V	15-20A	SJE PumpMaster®	2	20	UL
S1TD207	Nema 4X	TD Panel 0-7 amp 2 HP 115/208/230	Simplex	115/ 208/230V	0-7A	SJE PumpMaster®	2	20	UL
S1TD215	Nema 4X	TD Panel 7-15 amp 2 HP 115/208/230	Simplex	115/ 208/230V	7-15A	SJE PumpMaster®	2	20	UL
S1TD220	Nema 4X	TD Panel 15-20 amp 2 HP 115/208/230	Simplex	115/ 208/230V	15-20A	SJE PumpMaster®	2	20	UL
D1TD107	Nema 4X	DTD Panel 0-7 amp 1 HP 115 volt	Duplex	115V	0-7A	SJE PumpMaster®	2	20	UL
D1TD220	Nema 4X	DTD Panel 15-20 amp 2 HP 115/208/230	Duplex	115/ 208/230V	15-20A	SJE PumpMaster®	2	20	UL


**DESCRIPTION:** Programmable timer panel activates a magnetic contactor to turn one pump on and off in an onsite septic installation. Redundant off overrides timer to protect the pump from running dry.

#### FEATURES:

- Nema 4X
- Magnetic Contactor
- Hand-Off-Auto Buttons and Indicators
- Programmable Timer for pump on and off setting of .05 seconds to 30 hours
- Circuit Breakers
- Red Alarm Light
- Alarm Horn
- 2 SJE PumpMaster® pump switch
- UL/cUL Listed



**Time Dose Panel**



**Duplex Time Dose Panel**

### PS PATROL

Part #	Enclosure	SJE Description	System Configuration	Voltage	Amp Range	Type of Float	# of Floats	Length of Cord	Listing
A8-1PS120	Nema 4X	PS Patrol 120v with alarm and Pumpmaster float 20' 0-13 amps	Simplex	115	0-13A	Pumpmaster	2	20	CSA
A8-1PS230	Nema 4X	PS Patrol 230v with alarm no float 0-15 amps	Simplex	230	0-15A	no float	0	-	CSA

**FEATURES:** Built-in high water alarm provides a convenient location to connect all wiring required for a pumping station installation.



- Pedestal rated for outdoor use
- Built-in high water alarm
- Pull out assembly for easy wiring
- Control Switch provides alarm activation
- Convenient test/normal/silence switch mounted externally for easy operation
- 360degree audio.visual check of alarm condition
- Separate 120v alarm and pump circuits
- Receptacle for 120v or 230v pump and/or pump switch
- CSA Certified

# Xylem |'zīləm|

- 1) The tissue in plants that brings water upward from the roots;
- 2) a leading global water technology company.

We're 12,500 people unified in a common purpose: creating innovative solutions to meet our world's water needs. Developing new technologies that will improve the way water is used, conserved, and re-used in the future is central to our work. We move, treat, analyze, and return water to the environment, and we help people use water efficiently, in their homes, buildings, factories and farms. In more than 150 countries, we have strong, long-standing relationships with customers who know us for our powerful combination of leading product brands and applications expertise, backed by a legacy of innovation.

**For more information on how Xylem can help you, go to [www.xyleminc.com](http://www.xyleminc.com)**



Xylem, Inc.  
2881 East Bayard Street Ext., Suite A  
Seneca Falls, NY 13148  
Phone: (866) 325-4210  
Fax: (888) 322-5877  
[www.xyleminc.com/brands/centripro](http://www.xyleminc.com/brands/centripro)

CentriPro is a trademark of Xylem Inc. or one of its subsidiaries.  
Installer Friendly Series is a registered trademark of SJE-Rhombus.  
© 2012 Xylem, Inc. BCPSPECPAN R1 April 2012