

# S SERIES® SLIMLINE SUBMERSIBLE PUMPS



## Dependable Portability

For drilled wells, narrow cofferdams and hard-to-reach places, Gorman-Rupp's Slimline submersible pumps are lighter and easier to handle than their larger Widebase cousins. Even so, there is a strong family resemblance: Gorman-Rupp puts extra protection into the seals, and the impeller is rugged and dependable.



## ECONOMY

The Slimline design offers an economy of space that allows these pumps to go where many others cannot. Their portability makes them exceptionally useful. Where additional head is needed, two Slimline pumps can be used in tandem for twice the head at the same flow.

## DEPENDABLE

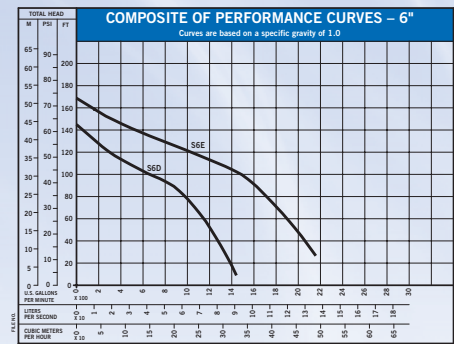
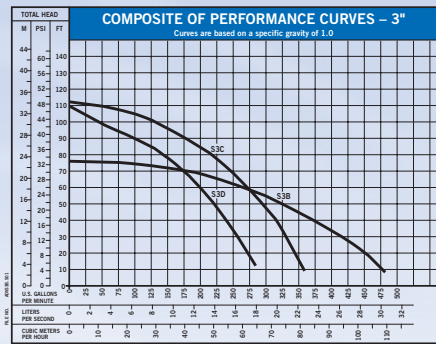
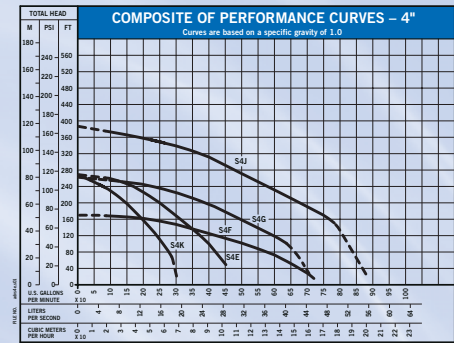
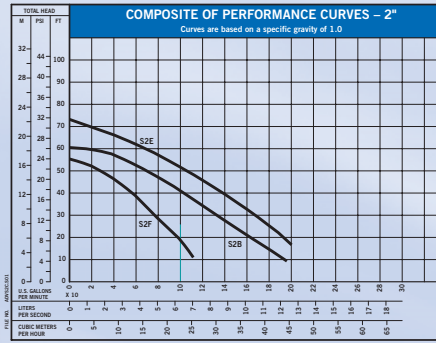
Slimline submersibles are designed for continuous, unattended operation. These electric motor-driven pumps need no winterizing and fuel checks. There is no danger of flooding these pumps since they operate fully or partially submerged. They work well in warm or subfreezing conditions.

## SLIM DESIGN

The Slimline design is especially suited for use where space is limited. The 2" submersible is only 7-1/2" in diameter, easily fitting in an 8" casing. This eliminates the need for larger, more costly casings and screens.

## LIGHTWEIGHT AND PORTABLE

Gorman-Rupp Slimline pumps feature a compact, lightweight design that makes handling and installation simple. Our 1 HP, 2" model weighs only 43 lbs., yet pumps up to 110 GPM with heads to 55'. The 3" model weighs only 120 lbs., pumping up to 475 GPM with heads to 105'.



## SLIMLINE SUBMERSIBLE DATA

| Model        | Discharge | Height | Diameter | Max. Solids | Power  | Hertz | Speed    | Phase | Voltage         | Cable Size |
|--------------|-----------|--------|----------|-------------|--------|-------|----------|-------|-----------------|------------|
| S2F1         | 2"        | 22.62" | 7.50"    | 0.31"       | 1 HP   | 60    | 3450 RPM | 1, 3  | 115/230/460/575 | #14, #10   |
| S2B1, S2B18* | 2"        | 24.97" | 7.50"    | 0.31"       | 2 HP   | 60    | 3450 RPM | 1, 3  | 115/230/460/575 | #14, #10   |
| S2E1, S2E18* | 2"        | 25.19" | 7.50"    | 0.31"       | 3.5 HP | 60    | 3450 RPM | 3     | 200/230/460/575 | #14        |
| S3D1         | 3"        | 27.19" | 9.62"    | 0.38"       | 5 HP   | 60    | 3450 RPM | 3     | 200/230         | #10        |
| S3B1, S3B18* | 3"        | 26.58" | 9.88"    | 0.38"       | 6 HP   | 60    | 3450 RPM | 1, 3  | 230/460/575     | #10        |
| S3C1, S3C18* | 3"        | 26.58" | 9.62"    | 0.38"       | 6 HP   | 60    | 3450 RPM | 1, 3  | 230/460/575     | #10        |
| S4C1, S4C18* | 4"        | 29.62" | 10.81"   | 0.38"       | 10 HP  | 60    | 3450 RPM | 3     | 230/460/575     | #10, #8    |
| S4D1, S4D18* | 4"        | 29.22" | 10.81"   | 0.38"       | 10 HP  | 60    | 3450 RPM | 3     | 200/230/460/575 | #10, #8    |
| S4H1         | 4"        | 28.41" | 10.81"   | 0.38"       | 10 HP  | 60    | 3450 RPM | 3     | 200/230/460/575 | #8         |
| S4K1         | 4"        | 36.35" | 14.24"   | 0.38"       | 15 HP  | 60    | 3450 RPM | 3     | 460/575         | #12        |
| S4E1         | 4"        | 40.04" | 14.24"   | 0.38"       | 20 HP  | 60    | 3450 RPM | 3     | 460/575         | #8         |
| S4F1         | 4"        | 40.06" | 14.24"   | 0.38"       | 20 HP  | 60    | 3450 RPM | 3     | 460/575         | #8         |
| S4G1         | 4"        | 50.44" | 15.88"   | 0.50"       | 30 HP  | 60    | 3450 RPM | 3     | 460/575         | #8         |
| S4J1         | 4"        | 59.63" | 17.38"   | 0.50"       | 60 HP  | 60    | 3450 RPM | 3     | 460/575         | #6         |
| S6D1         | 6"        | 51.75" | 15.88"   | 0.50"       | 30 HP  | 60    | 3450 RPM | 3     | 460/575         | #8         |
| S6E1         | 6"        | 61.34" | 17.38"   | 0.50"       | 60 HP  | 60    | 3450 RPM | 3     | 460/575         | #6         |

\*Stainless steel fitted.

This chart represents only a small cross-section of models available. Specifications are subject to change. Consult your Gorman-Rupp distributor for detailed information.



**The Gorman-Rupp Company**  
 P.O. Box 1217  
 Mansfield, Ohio 44901-1217  
 Tel: 419-755-1011  
 Fax: 419-755-1251  
 E-mail: grsales@gormanrupp.com

**The Gorman-Rupp International Company**  
 P.O. Box 1217  
 Mansfield, Ohio 44901-1217  
 Tel: 419-755-1011  
 Fax: 419-755-1266  
 E-mail: intsales@gormanrupp.com

**Gorman-Rupp of Canada, Ltd.**  
 70 Burwell Road  
 St. Thomas, Ontario N5P 3R7, Canada  
 Tel: 519-631-2870  
 Fax: 519-631-4624  
 E-mail: grcanada@grcanada.com

