



Self-Priming Diaphragm Pumps

- **Aluminum Construction**
(Except model 2D-X.75 which is Cast Iron)
- **Self-priming to 25 Ft.**
- **Neoprene or "DuraBlue 1000™" Diaphragm Material**
- **2", 3" and 4" NPT Port Sizes**
- **Solids Handling Capabilities to 2-1/4" Diameter**
- **Driver Options: Explosion-Proof Electric Motor, or Basic Unit (less driver)**
- **Delivers up to 130 GPM**
- **Two (2) Wheel Truck Assembly Standard**
(Except Model 2D-X.75 Which is Furnished with a Stationary Base.)

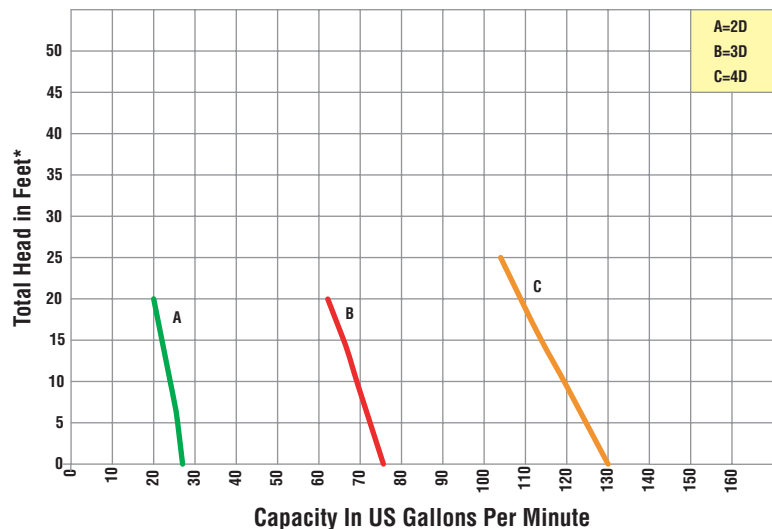
The Gorman-Rupp line of diaphragm pumps is designed to pump sludge, sewage, mud, and other heavy liquids that have the ability to flow. All models are self-priming, have built-in flap valves, and include a suction strainer. The 3" and 4" models are furnished with a two wheel truck assembly. Models are available with an explosion-proof motor, or as a basic model, less driver (furnished with a flex coupling). Standard diaphragms are "DuraBlue 1000™" in 3" and Neoprene in 2" pump and 4" pumps.

PREMIUM HEAVY DUTY



Model 3D-X1.5 1P

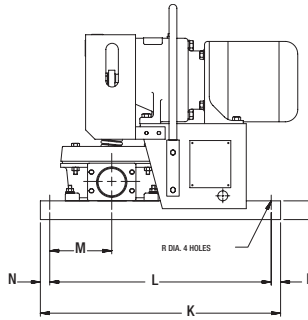
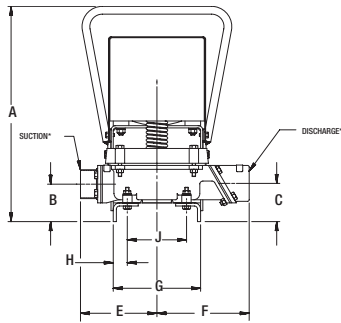
Composite of Performance Curves



*Convert to PSI, divide by 2.31

Liquid-Water specific gravity 1.0

Diaphragm Pumps



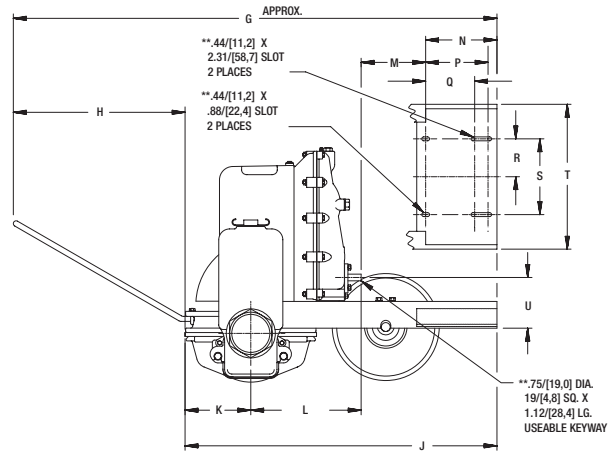
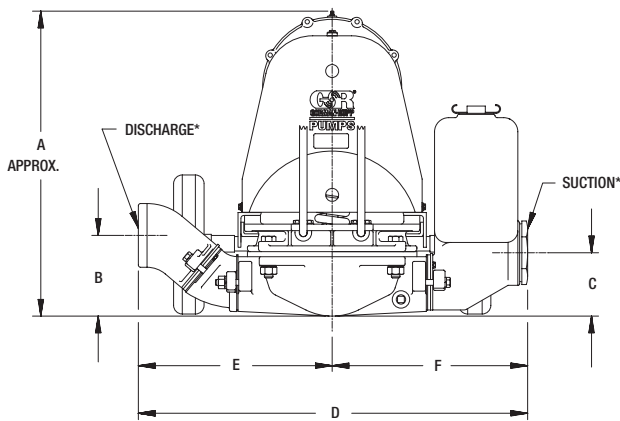
DIMENSIONS:
INCHES
[MILLIMETERS]

ENGINE DRIVEN DIAPHRAGM PUMP
MODEL

MODEL	A	B	C	D	E	F	G	H	J	K	L	M	N	P	R	SUCT*	DISCH*
2D-X.75 1P	17.25 [438.2]	3.00 [76.2]	3.00 [76.2]	13.52 [343.4]	6.00 [152.4]	7.39 [187.7]	7.00 [177.8]	1.12 [28.4]	4.75 [120.6]	19.25 [489.0]	17.75 [450.9]	5.00 [127.0]	.75 [19.0]	1.50 [38.1]	.41 [10.4]	2.00	2.00
2D-X.75 3P	17.25 [438.2]	3.00 [76.2]	3.00 [76.2]	13.52 [343.4]	6.00 [152.4]	7.39 [187.7]	7.00 [177.8]	1.12 [28.4]	4.75 [120.6]	19.25 [489.0]	17.75 [450.9]	5.00 [127.0]	.75 [19.0]	1.50 [38.1]	.41 [10.4]	2.00	2.00

(*) STANDARD NPT PIPE THREADS.

2" MOTOR DRIVEN DIAPHRAGM PUMPS



MODEL	A	B	C	D	E	F	G	H	J	K	L	M	N	P	Q	R	S	T	U	SUCT*	DISCH*
3D-X1.5 1P	22.26 [565.4]	5.69 [144.5]	3.63 [92.1]	28.25 [717.6]	13.69 [347.7]	14.56 [369.9]	49.44 [1255.7]	19.50 [495.3]	29.94 [760.4]	6.50 [165.1]	12.31 [312.7]	N/A	N/A	N/A	N/A	N/A	N/A	N/A	N/A	2.00/ 3.00	3.00
4D-B	26.32 [668.5]	6.96 [176.8]	5.47 [138.9]	33.60 [853.4]	16.73 [424.9]	16.87 [428.5]	54.25 [1378.0]	19.25 [489.0]	35.00 [889.0]	7.38 [187.4]	12.38 [314.2]	7.25 [184.2]	8.00 [203.2]	7.00 [177.8]	5.50 [139.7]	4.25 [108.0]	8.50 [215.9]	16.25 [412.8]	5.25 [133.4]	3.00/ 4.00	4.00
4D-X3 1P	26.32 [668.5]	6.96 [176.8]	5.47 [138.9]	33.60 [853.4]	16.73 [424.9]	16.87 [428.5]	54.25 [1378.0]	19.25 [489.0]	35.00 [889.0]	7.38 [187.4]	12.38 [314.2]	7.25 [184.2]	8.00 [203.2]	7.00 [177.8]	5.50 [139.7]	4.25 [108.0]	8.50 [215.9]	16.25 [412.8]	5.25 [133.4]	3.00/ 4.00	4.00

(*) STANDARD NPT PIPE THREADS.

(**) MODELS 4D ONLY

3" & 4" MOTOR DRIVEN & BASIC DIAPHRAGM PUMPS

Model No.	Curve	Description/ Type of Pump	Ship Wt (Lbs)	Driver Type & HP	Port size Suc x dis (NPT)	Basic Construction	Seal Type & Elastomer/ Faces	VAC or Tank Size	FL Amps or Run time	Motor Enclosure
2D-X.75 1P	A	Diaphragm Pumps	120	Electric Motor	2" x 2"	C.I.	Neoprene	115/230 1P		Exp. Proof
2D-X.75 3P	A	Diaphragm Pumps	120	Electric Motor	2" x 2"	C.I.	Neoprene	230/460 3P		Exp. Proof
3D-X1.5 1P	B	Diaphragm Pumps	258	Electric Motor	3" or 2" x 3"	Alum.	DuraBlue™ Elastomer	115/230 1P		Exp. Proof
4D-B	C	Diaphragm Pumps	345	N/A	4" or 3"x4"	Alum.	Neoprene	N/A	N/A	For 182T & 184T
4D-X3 1P	C	Diaphragm Pumps	440	Electric Motor	4" or 3"x4"	Alum.	Neoprene	115/230 1P		Exp. Proof

Standard Features

- > Built-in flapper valves
- > Includes suction strainer
- > Model 4D-B is basic pump less motor (furnished with flexible coupling)
- > Electric motor driven models furnished with explosion-proof motors (Available in non explosion-proof ODP motors)

WARNING: Do not use in explosive atmosphere or for pumping volatile flammable liquids.

See price book page 14

The Gorman-Rupp Company reserves the right to discontinue any model or change specifications at any time without incurring any obligation.

CP35-36/0904