

### INSTALLATION & OPERATION

#### DESCRIPTION

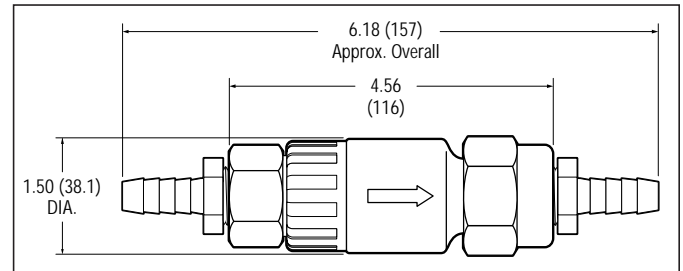
FLOJET's 1750 series Water Pressure Regulator reduces inlet water pressure to safe levels for pumps and appliances. Equipment is additionally protected from water-borne debris and particulates by the regulator's removable, cleanable inlet screen. Models are available in pre-set, non-adjustable maximum (nominal) outlet pressures. Actual outlet pressure varies with inlet flow rate and pressure, reference performance section below for details.

#### MOUNTING/PLUMBING

- **Read General Safety Information below before starting.**
- Confirm presence of screen in regulator inlet port.
- Wrap fitting threads with 1-2 winds of teflon pipe thread tape. When installing fittings, hand-tighten, adding only a 1/4 turn to avoid damaging threads. Consider using elbow fittings to reduce stress to regulator and tubing when installing in confined areas.
- **WARNING: Plastic fittings, 1/2" NPT MALE, ONLY, may be used. Use of metal fittings may damage regulator threads or crack regulator housing, voiding the warranty.**
- Position regulator before equipment/appliance inlet side. When possible, mount regulator where visible and accessible for cleaning. Arrow on regulator indicates direction of flow. Regulator may be mounted vertically or horizontally.
- Plumb regulator to braided, high-pressure, flexible tubing on both ends, and secure with Oetiker stainless-steel clamp. Do not plumb regulator directly to rigid tubing, or any pipe.
- Secure regulator and tubing with cable ties to reduce possibility of stress to regulator and tubing.

#### DIMENSIONAL DRAWING

Inches (millimeters)



#### CLEANING

Inlet port screen should be inspected and cleaned, if needed, several times per year or more depending on water quality. **See General Safety Information below before attempting.**

#### GENERAL SAFETY INFORMATION

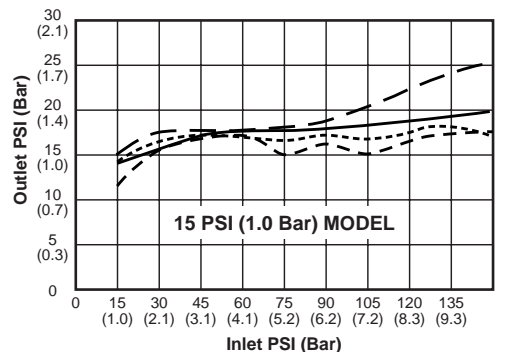
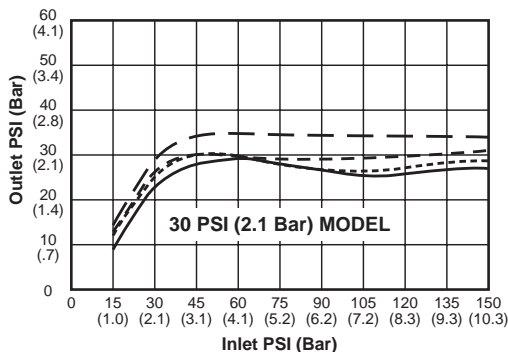
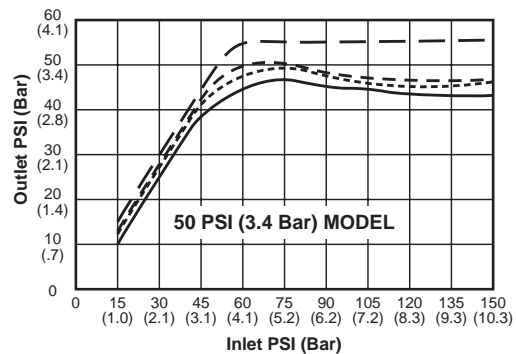
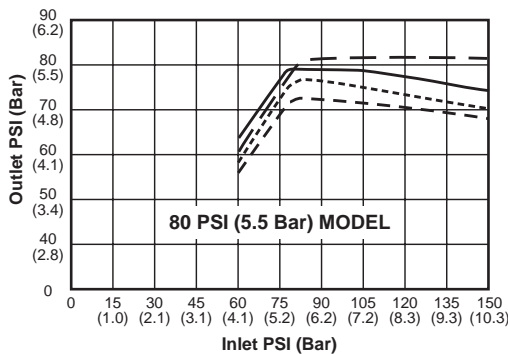
Protect yourself and others by observing all safety information for equipment and appliances. Shut off all power and drain pressure from system prior to any installation.

#### PRODUCT DATA

**Design** .....Inline water pressure regulator  
**Wetted Parts** Santoprene, EPDM, 304 stainless steel, Celcon, Polypropylene, Buna, PVC, Nylon  
**Ports** .....1/2" NPT female

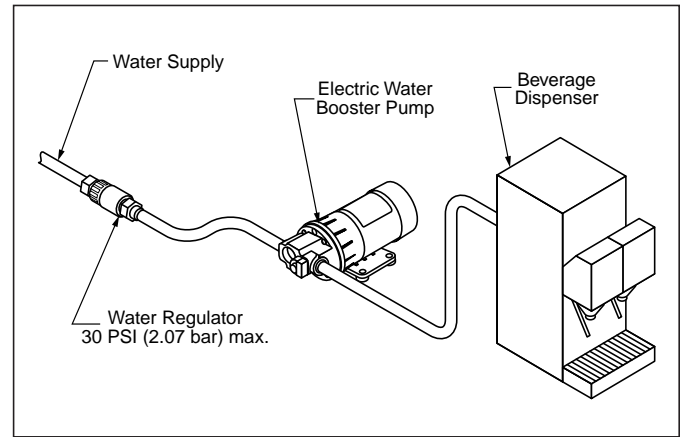
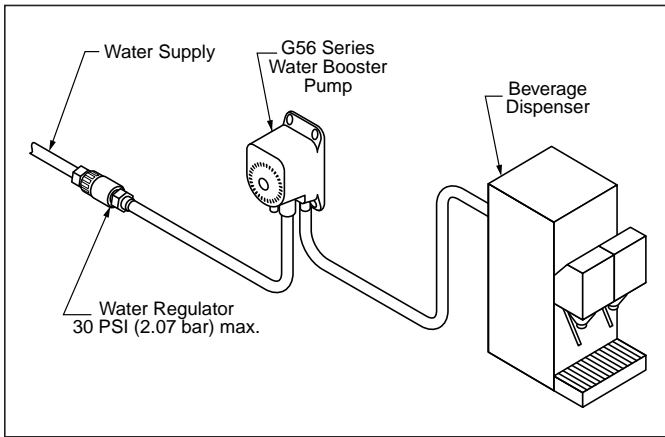
#### PERFORMANCE SPECIFICATIONS

**Inlet water pressure** .....150 psi (10 bar) max.  
**Fluid temperature** .....33-150 degrees (1 -65 degrees C)  
**NSF listed** .....Standard 18



Flow Rate	
GPM (LPM)	
—	0.5 GPM (1.9 LPM) Flow
—	1.0 GPM (3.8 LPM) Flow
—	2.0 GPM (7.6 LPM) Flow
—	Static Outlet

## TYPICAL APPLICATIONS



### STANDARD PART NUMBERS

1750-300	50 psi max., no fittings
1750-301	50 psi max., with 1/2" NPT male x 1/4" OD straight barbed nylon fittings
1750-302	50 psi max., with 1/2" NPT male x 3/8" OD straight barbed nylon fittings
1750-320	30 psi max., no fittings
1750-321	30 psi max., with 1/2" NPT male x 1/4" OD straight barbed nylon fittings
1750-322	30 psi max., with 1/2" NPT male x 3/8" OD straight barbed nylon fittings
1750-330	80 psi max., no fittings
1750-331	80 psi max., with 1/2" NPT male x 1/4" OD straight barbed nylon fittings
1750-332	80 psi max., with 1/2" NPT male x 3/8" OD straight barbed nylon fittings
1750-352	15 psi max., with 1/2" NPT male x 3/8" OD straight barbed nylon fittings

TO CONVERT	TO	MULTIPLY BY
Gallons, U.S.	Liters	3.785
Liters	Gallons, U.S.	0.264
Pounds/Sq. Inch	Bar	0.069
Bar	Pounds/Sq. Inch	14.5
Fahrenheit	Celsius	(°F-32) .556
Celsius	Fahrenheit	(°C X 1.8) + 32

### WARRANTY

FLOJET warrants this product to be free of defects in material and/or workmanship for a period of one year after purchase by the customer from FLOJET. During this one year warranty period, FLOJET will at its option, at no charge to the customer, repair or replace this product if found defective, with a new or reconditioned product, but not to include costs of removal or installation. No product will be accepted for return without a return material authorization number. All return goods must be shipped with transportation charges prepaid. This is only a summary of our Limited Warranty. For a copy of our complete warranty, please request Form No. 100-101.

**Flojet**



**ITT Industries**  
Engineered for life

U.S.A.  
Flojet  
20 Icon  
Foothill Ranch, CA 92610-3000  
Tel: (949) 859-4945  
Fax: (949) 859-1153

### STANDARD MODEL NUMBERING SYSTEM

<b>1750-XXX</b>	<b>Market Designation, Configuration</b>
	3 = Bev/Ind, in-line w/1/2" NPT female ports 4-9 Not assigned at this time
<b>1750-XXX</b>	<b>Maximum outlet pressure (nominal)</b>
	0 = 50 psi 1 = 45 psi 2 = 30 psi 3 = 80 psi 5 = 15 psi
<b>1750-XXX</b>	<b>Fittings included</b>
	0 = No fittings 1 = 1/2" NPT male x 1/4" barb OD, 2 pcs 2 = 1/2" NPT male x 3/8" barb OD, 2 pcs 3 = 1/2" NPT male x 1/2" barb OD, 2 pcs

### RETURN PROCEDURE

Prior to returning any product to FLOJET, call customer service for an authorization number. This number must be written on the outside of the shipping package. Place a note inside the package with an explanation regarding the reason for return as well as the authorization number. Include your name, address and phone number.