

Edson BASIC MANUAL DIAPHRAGM PUMP OUT SYSTEM

Bronze 18 GPM Diaphragm Pump & Pump Out Hose Assembly

Performance Features

- No Clog, No Spill, No Smell
- Dry Start Suction Lift to 15ft (4.57m)
- Discharge Head 15ft (4.57m)
- Pump Rated to 18 GPM (68.2LPM)
- Dependable Performance
- Automatic Self Priming Starts

Design Features

- Easy to Use-Low Maintenance Components
- Modular For Flexibility of Installation
- Pump - Bronze, Diaphragm, 1.5"
- Easy Pump Action w/ 32" handle
- Can be converted to electric power at any time.

For Marine, Campground and Industrial Applications. Edson's engineers have combined Edson Compact Manual Diaphragm Pump with hose, fittings and accessories required to provide a trouble-free and efficient Sewage Collection System. The Edson Basic Diaphragm Pump Out will also provide industrial and commercial operations with an environmentally sound method of sewage, oil, and waste liquid collection. Just connect the pump the appropriate size tank; mount them on a cart, trailer, truck or boat and you have a totally self contained portable collection unit.

At the "Heart" of the pump out is Edson's powerful diaphragm pump. It is the best choice for the transfer and collection of sewage, sludge, waste oil and high viscosity fluids with suspended solids under low head conditions. Straight-through passages with no impellers insure Edson Pumps will not be stopped or damaged by personal hygiene items, bottle caps, paper, stones, twigs, banana peels, or any materials encountered when collecting waste products.



278MB-18

Edson Diaphragm Pump Out Systems

PUMP PERFORMANCE: Max. Volume - 18GPM / 68.2 LPM ● Suction Lift - to 17 ft / 5.18m ● Discharge Head - to 17 ft / 5.18m ● Dry Suction Lift - 15 ft / 4.57m.

PUMP CONSTRUCTION: Marine Bronze Pump Body ● Nitrile Diaphragm and Valves ● Stainless Steel Hardware ● Aluminum Frame ● Inlet - 1 1/2" Male NPT ● Discharge - 1 1/2" Female NPT ● 32" Handle

PUMP OUT HOSE ASSEMBLY: 1 1/2" Polyflex Hose ● 90° Ball Valve ● Sight Glass/Check Valve ● Quick Clamp Adapter ● Complete Set of Deck Adapters ● 25 ft Length Standard ● 50ft Optional

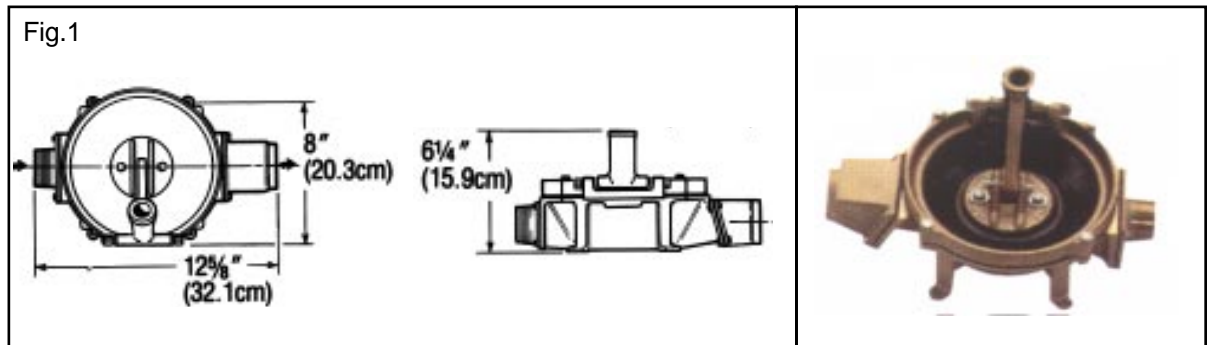
OPTIONS: 1.5" Waste Hose Assembly Kit (for connecting pump to a collection tank) ● 50' Hose Assembly (Call Edson Customer Service for details.)

ORDERING INFORMATION


DESCRIPTION	WEIGHT (Lbs / Kgs)	ORDER NO.
Basic Manual Powered Diaphragm Pump Out	37 / 16.7	278MB-18
Up Grade to 50' Hose	20 / 9	230-A-1409-50
Waste Hose Assembly	25 / 11.2	279WHA-200
PVC Pump Out Hydrant	15 / 6.7	270PC-200

Edson Diaphragm Pump Out Systems 278MB-10

Pump: 217BR-150 is the Edson manual powered, side inlet, nominal 18 gallon per minute, 1 1/2" NPT, diaphragm pump with the wetted parts made of marine bronze. A 32" plated steel handle is used to drive diaphragm pump. **Fig.1**



Pump Out Hose Assembly: 25' X 1 1/2" Polyflex Hose, 90° Ball Valve, Sight Glass/Check Valve, Quick Clamp Adapter, Complete Set of Deck Adapters. **Fig.2** (An optional 50 ft. assembly may be ordered. **Order No. 230-A-1402-50**)



Quick Clamp Adapter: A 1 1/2" Female Quick Clamp X 1 1/2" Female NPT is provided to make connecting the pump out hose to the pump easy. **Fig.3**



Waste Hose Assembly 2" : (Optional - Must be ordered separately) This plumbing kit includes all the hose, fittings and adapters needed to install an Edson Diaphragm Pump to any size collection tank. The configuration shown on page three allows a collection to be filled by then the pump. It also provides the plumbing that allows the collection tank to be emptied by the same pump out system. The offered designed virtually eliminates operator error inherent in gravity drain tanks or using costly ball vales or three way valves to control discharge from the pump unit. **Fig.4** (See Waste Hose Installation Drawing page 3) **Order No. 279WHA-200**



PVC Pump Out Hydrant 2" : (Optional - Must be ordered separately)

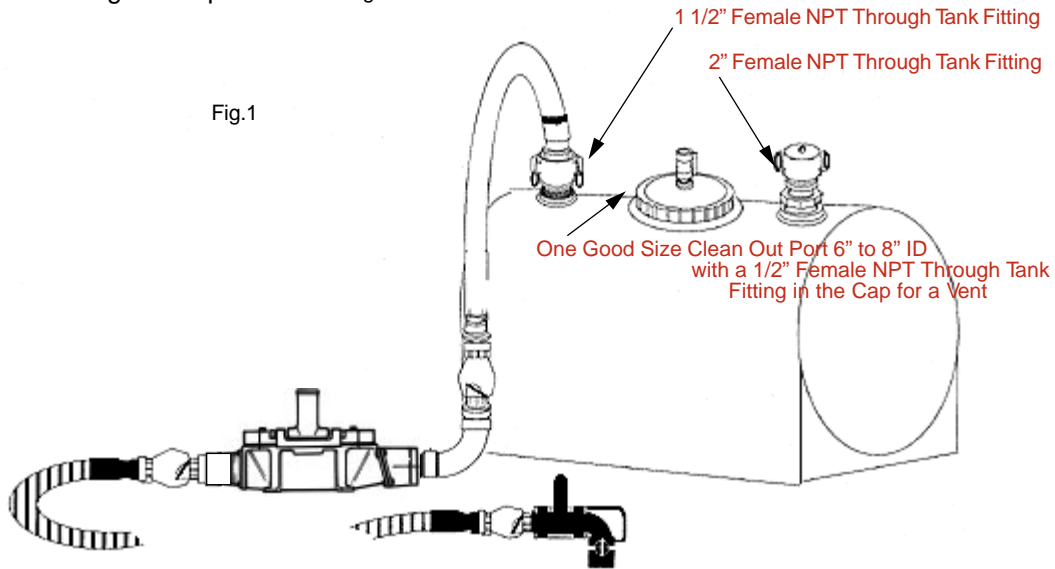
This plumbing hydrant is made up of a female quick clamp 2", a ball valve 2" and a clear sight glass/check valve 2". If appropriate for a waste collection application, the hydrant is installed directly to a 2" or larger gravity feed sewer drain line. It is installed in a location and at a height that allows an operator to easily connect the pump discharge line when using the pump out to empty the collection tank. **Fig.5**

Order No. 270PC-200



Tank Set UP

1. Recommended Tank Setup - Any Size or shape tank can be used with bulkhead tank fittings through the top as shown Fig.1



Kit Installation

2. Kit Hose and Fittings Installed - Install the fittings and a section of the hose as shown, then the remaining hose and fittings are assembled to provide a discharge extension hose to use when emptying the collection tank. Fig.2



Fig.2

