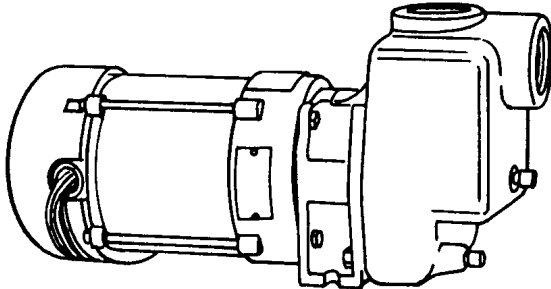


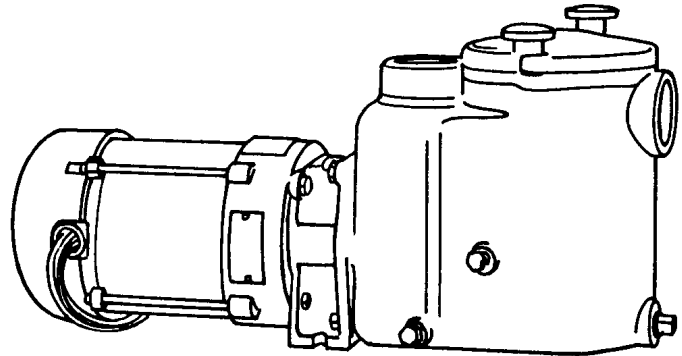


SELF-PRIMING CENTRIFUGAL PUMPS

For
Petroleum Solvents
0.82 S.G.



WST5 Series



WST5X Series

60 HZ - PERFORMANCE AND SELECTION 0.82 S.G. - 3500 RPM											
*Catalog number	*Catalog No. with strainer	HP	TAPPINGS		GPM CAPACITY AT HEAD SHOWN						
			SUCT.	DISCH.	PSI FEET	5 14	10 28	15 42	20 56	25 70	30 84
X5WST5	X5WST5X	1/2	2"	2"		38	30	22	13	---	---
X7WST5	X7WST5X	3/4	2"	2"		64	59	50	33	12	---
X10WST5	X10WST5X	1	2"	2"		72	69	62	49	29	---
X15WST5	X15WST5X	1-1/2	2"	2"		84	82	78	70	54	27
X20WST5	X20WST5X	2	2"	2"		93	91	87	80	66	41
X20WST5A	X20WST5AX	2	2"	2"		142	136	120	---	---	---

*Catalog number	*Catalog No. with strainer	HP	TAPPINGS		L.P.S. CAPACITY AT HEAD SHOWN						
			SUCT. inch	DISCH. inch	KPA METERS	34 4.2	68 8.5	103 12.8	137 17.0	172 21.3	206 25.6
X5WST5	X5WST5X	1/2	2"	2"		2.3	1.8	1.3	0.8	---	---
X7WST5	X7WST5X	3/4	2"	2"		4.0	3.7	2.0	2.0	0.7	---
X10WST5	X10WST5X	1	2"	2"		4.5	4.3	3.9	3.0	1.8	---
X15WST5	X15WST5X	1-1/2	2"	2"		5.2	5.1	4.9	4.4	3.4	1.7
X20WST5	X20WST5X	2	2"	2"		5.8	5.7	5.4	5.0	4.1	2.5
X20WST5A	X20WST5AX	2	2"	2"		8.9	8.5	7.5	---	---	---

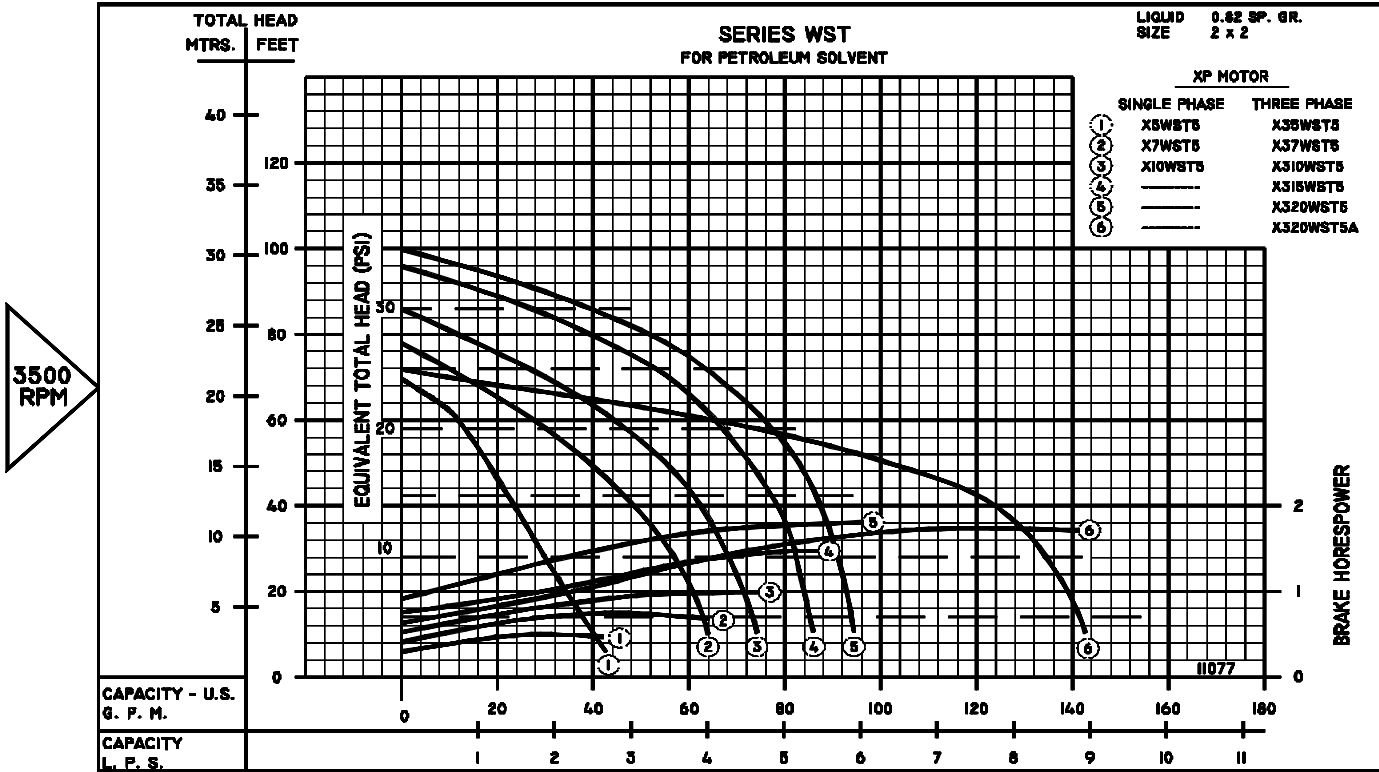
* Catalog numbers are for units with single phase motors. For three phase, add prefix, "3". Example 37WST5.

SECTION	4C
PAGE	10
ISSUED	2/03
REPLACES	12/01



420 Third Street
Piqua, Ohio 45356-0603
Phone: (937) 778-8947 Fax: (937) 773-7157

END SUCTION CENTRIFUGAL PUMPS



FEATURES

- Compact, Close-Coupled Design
- Rugged Bronze-Fitted Cast Iron Construction
- Leakproof Mechanical Shaft Seal
- Non-Clogging, Bronze Semi-Open Impeller
- Stainless Steel Shaft
- Back Pull-Out Design For Easy Servicing
- U.L. Approved, Explosion Proof Motors
- Available With or Without Built-In Basket Type Strainer
- Self-Priming, Once Case is Filled With Fluid
- Diaphragms, Flappers or Check Valves Are Not Required In Pump Suction Piping. But Are Recommended
- **EVERY** pump is factory tested and will meet Hydraulic Institute standards.

MOTOR INFORMATION

WST Series pumps are equipped with 56 Frame, U.L. Recognized explosion proof motors as standard. These motors have cast iron end bell at pump end, and oversized ball/ball bearing construction. Rated for continuous duty at all ratings shown. Both single and three phase motors must be installed with a magnetic starter which provides full-leg overload protection. Failure to use the correct starter and overload protectors will void the warranty. All motors are supplied by companies having national service facilities.

RATINGS

Single Phase: 115/230 Volt, 60HZ, 3500RPM, Explosion Proof
Three Phase: 230/460 Volt, 60HZ, 3500RPM, Explosion Proof

MATERIALS OF CONSTRUCTION

PART	ALL BRONZE
Adapter	Cast Iron
Case	Cast Iron
Impeller	Bronze
Diffuser	Cast Iron
Shaft	Stainless Steel
Shaft Seal	Carbon-Ceramic-S. Steel-Buna-N
Suction Sleeve	Buna-N
Strainer Gasket	Buna-N
Strainer Basket	Stainless Steel
All Plugs	Brass

MAXIMUM OPERATING CONDITIONS

TEMPERATURE (For Standard Buna-N Seal)	225°F (107°C)
INLET PRESSURE (WST5)	100 PSI (690kpa)
INLET PRESSURE (WST5X)	15 PSI (103kpa)
CASING WORKING PRESSURE (WST5)	165 PSI (1137kpa)
CASING WORKING PRESSURE (WST5X)	60 PSI (413kpa)

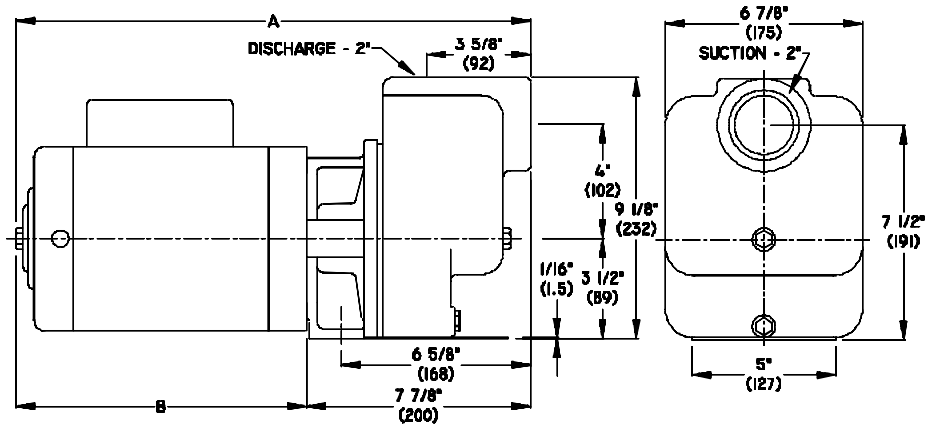


PUMPS & SYSTEMS

A Crane Co. Company

DIMENSIONS

SERIES WST5

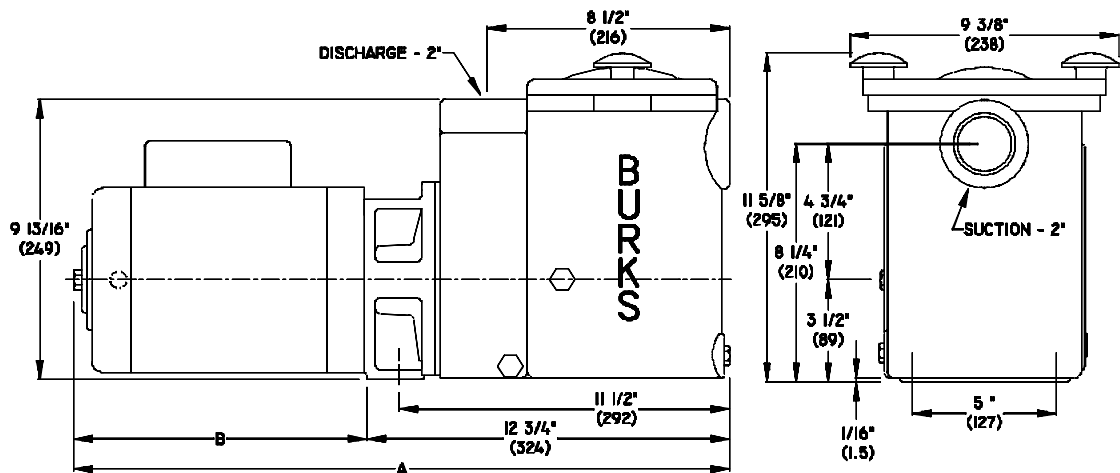


DIMENSIONS IN INCHES AND MILLIMETERS

CATALOG NUMBER	HP	MOTOR	SINGLE PHASE		THREE PHASE	
			A	B	A	B
			X5WST5	1/2	Explosion Proof	19 1/8 (485)
X7WST5	3/4	Explosion Proof	19 3/8 (492)	11 1/2 (292)	18 7/8 (479)	11 (279)
X10WST5	1	Explosion Proof	20 3/8 (517)	12 1/2 (317)	18 7/8 (479)	11 (279)
X15WST5	1-1/2	Explosion Proof	20 7/8 (530)	13 (330)	19 3/8 (492)	11 1/2 (292)
X20WST5	2	Explosion Proof	22 (558)	14 1/8 (358)	20 3/8 (517)	12 1/2 (317)
X20WST5A	2	Explosion Proof	22 (558)	14 1/8 (358)	20 3/8 (517)	12 1/2 (317)

All models have 2" NPT suction and discharge.

SERIES WPT5X



DIMENSIONS IN INCHES

CATALOG NUMBER	HP	MOTOR	SINGLE PHASE		THREE PHASE	
			A	B	A	B
			X5WST5X	1/2	Explosion Proof	24 (609)
X7WST5X	3/4	Explosion Proof	24 1/4 (615)	11 1/2 (292)	23 3/4 (603)	11 (279)
X10WST5X	1	Explosion Proof	25 1/4 (641)	12 1/2 (317)	23 3/4 (603)	11 (279)
X15WST5X	1-1/2	Explosion Proof	25 3/4 (654)	13 (330)	24 1/4 (615)	11 1/2 (292)
X20WST5X	2	Explosion Proof	26 7/8 (682)	14 1/8 (358)	25 1/4 (641)	12 1/2 (317)
X20WST5AX	2	Explosion Proof	26 7/8 (682)	14 1/8 (358)	25 1/4 (641)	12 1/2 (317)

All models have 2" NPT suction and discharge.