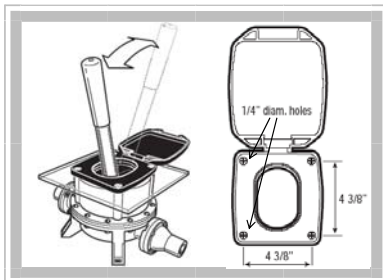




**Model** GH-M-400-V

**Description** Hand pump for use with 1/2" to 1 1/4" hose. Mounts under the deck, floor or behind the bulkhead.

- Features**
- Flush mounting ring with a sleek low-profile cover plate
  - Removable handle
  - Durable–Tough Delrin® plastic
  - Available with a wide range of connection styles and sizes








Performance		
Flow Rate	per Stroke	per Minute (@ 90 cycles/min)
	0.44 qt	0.42 L
Max Pressure	20 psi	1.4 kg/cm <sup>2</sup>
Max Head	12 ft	3.7 m
Max Lift	12 ft	3.7 m

### Available Materials

<b>Pump Body</b>	Delrin (Gray)
<b>Clamp Ring</b>	Delrin (Gray)
<b>Diaphragm</b>	Buna Nitrile (Buna N), Buna N Double Sided, Buna-N 3-Ply, Neoprene, Viton, EPDM, Urethane, Silicone
<b>Valves</b>	Buna N, Neoprene, Viton, EPDM, Silicone ( <i>Silicone only available with umbrella valve</i> )

### Inlet & Outlet Ends & Sizes

						
in	cm	Hose (Smooth)	N.P.T. Female (Tapped Inside)	N.P.T. Male (Threaded Outside)	Male (Threaded Outside) Garden Hose	Barbed
1/2	1.27		•			
3/4	1.91	•	•	•	•	•
1	2.54	<b>S</b>		•		
1 1/8	2.86	•				•
1 1/4	3.18	•				

(S: standard •: optional)

### Dimensions

	Length	Width (Body & Clamp Ring)	Height	
			Body (Below Deck)	With Handle Up
in	10 1/4	5 5/8	4 1/2	14
cm	26.04	14.29	11.43	35.56
	<b>Mounting Holes</b>		4	
	<b>Mounting Hole Diameter</b>		1/4 in 0.64 cm	<b>Weight</b> 2.20 lb 1.00 kg
	<b>Hole-to-Hole Length</b>		3 1/4 in 8.26 cm	
	<b>Hole-to-Hole Width</b>		2 7/8 in 7.30 cm	

### Other Options

Item	Standard	Optional	
<b>Valves</b>	 Flapper	 Duckbill	 Umbrella

*Consult factory for other options.*