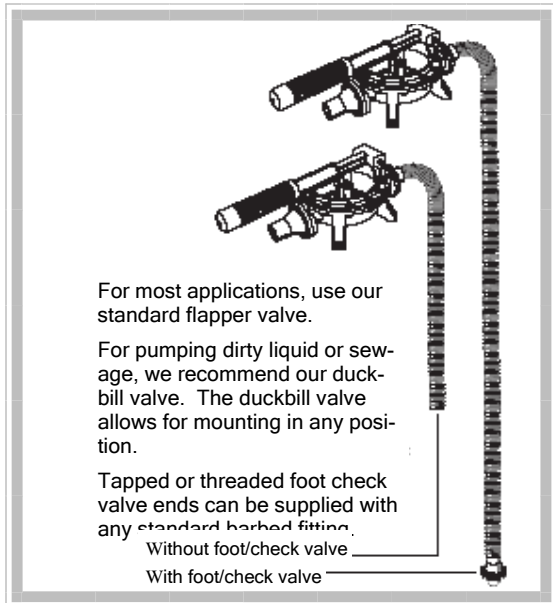




Model CV-75


Description Foot/check Valve for use with 1 1/2" to 2" hose. Attaches to intake hose to maintain pump prime.

- Features**
- Create and maintain pump prime
 - Improve pump lift
 - Prevents backflow
 - Available in a range of end types and sizes
 - Compatible with Guzzler "500 Series" pumps






Performance		Without Check Valve ¹		With Check Valve	
Max Pump Lift		12 ft	3.7 m	24 ft	3.7 m

¹: Tests done with Guzzler 400 Hand Pump

Valve Options		
Item	Standard	Optional
Valves	 Flapper	 Duckbill

Dimensions		
Length	4.03 in	102.4 mm
Diameter	2.82 in	71.6 mm
Width (Flat Side)	2.46 in	62.5 mm
Weight	0.25 lb	0.11 kg

Available Materials	
Valve Body	Delrin
Valves	Buna N

End Types & Sizes				
				
in	cm	Hose (Smooth)	N.P.T. Female (Tapped Inside)	N.P.T. Male (Threaded Outside)
1 1/4	1.27		•	
1 1/2		•		•
2	1.91	•		

(S: standard •: optional)

Consult factory for other options.