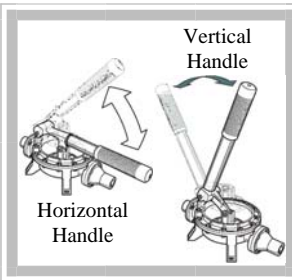
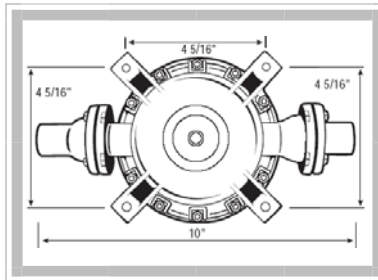




Model GH-500

Description Hand pump for use with 1 1/4" to 2" hose. Available with either horizontal or vertical handle.

- Features**
- Lightweight, economical
 - Durable – Tough Delrin® plastic
 - Clamp ring adjusts to 12 different handle orientations
 - Available with a wide range of connection styles and sizes



Performance		
Flow Rate	per Stroke	per Minute (@ 45 cycles/min)
	0.67 Qt	0.63 L
Max Pressure	20 psi	1.4 kg/cm ²
Max Head	12 ft	3.7 m
Max Lift	12 ft	3.7 m




Available Materials

Pump Body	Delrin (Gray)
Clamp Ring	Delrin, Epoxy-coated Aluminum
Diaphragm	Buna Nitrile (Buna N), Buna N Double Sided, Buna-N 3-Ply, Neoprene, Viton, EPDM, Urethane, Silicone
Valves	Buna N

Dimensions



	Length			Width	Height	
	Body	incl. H. Handle	incl. V. Handle		incl. H. Handle Up	incl. V. Handle Up
in	10 7/8	13 3/8	13	5 1/2	12	12 1/4
cm	27.62	33.97	33.02	13.97	30.48	31.12
Mounting Holes			4			
Mounting Hole Diameter			1/4 in	0.64 cm	Weight	
Bolt Circle Diameter			6 1/8 in	15.56 cm	1.80 lb	0.82 kg
Hole-to-Hole Distance			4 5/16 in	10.95 cm		

Inlet & Outlet Ends & Sizes

				
in	mm	Hose (Smooth)	N.P.T. Female (Tapped Inside)	N.P.T. Male (Threaded Outside)
1 1/4	31.8		•	
1 1/2	38.1	S		•
2	50.8	•		

(S: standard •: optional)

Other Options

Item	Standard	Optional
Valves	 Flapper	 Duckbill
Handle Style	Horizontal	Vertical (removable)
Other		Thru Deck Mounting Kit (only for vertical handle)
		Internal Spring

Consult factory for other options.