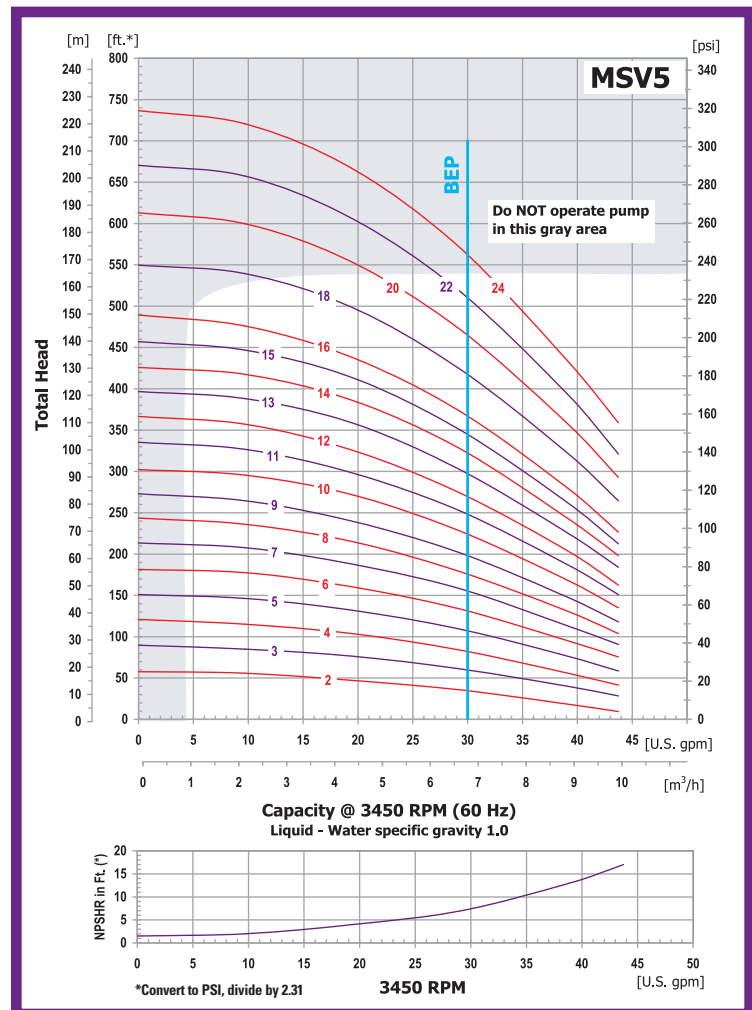


MSV5 Multistage Pumps

- **304 Series Stainless Steel Components with Teflon® Wear Rings**
- **Cast Iron Base & Adapter**
- **1-1/4" NPT Cast Iron Flanges**
- **NEMA 56C or 182/4 TC Dual Cycle 50/60 Hz, Single or Three Phase TEFC Motors**
- **EPDM/Tungsten Carbide Seal with Easy Replacement Feature**
- **Optional ANSI/ASME 250# Flange Kit**
- **Models Available in 2 thru 24 Stages**

These AMT commercial/industrial centrifugal pumps are non-self-priming (gravity feed) units designed to handle high-pressure low flow liquid transfer applications where no suction lift is required. Typical installations include: hot and chilled water, boiler feed, condensate return, irrigation, high pressure washdown, booster service, and fire protection/sprinkler systems—often referred to as a Jockey Pump. These pumps have NOT been investigated for use in potable (drinking) water systems.



Maximum Working Pressure 232 PSI [1600 kPa]

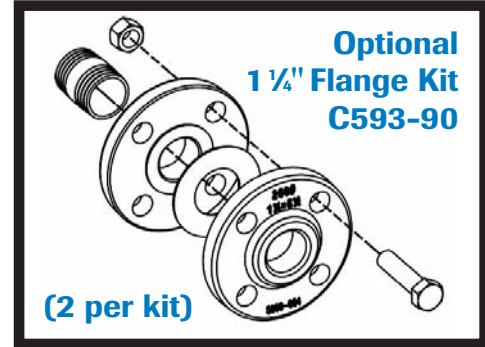
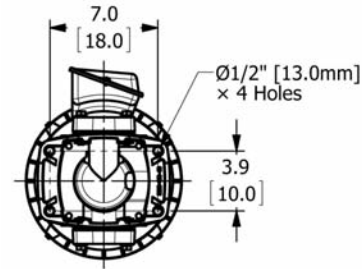
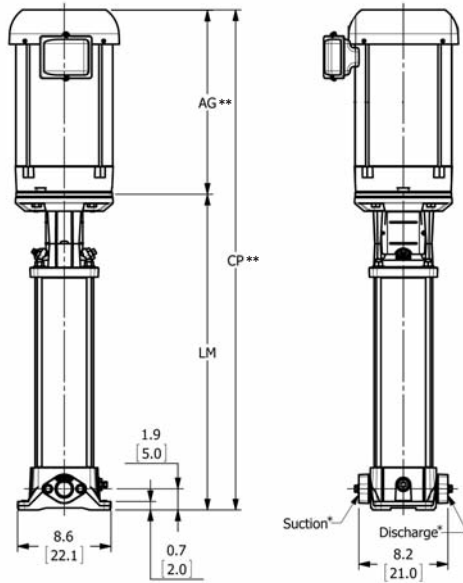
Maximum Temp 180° F



400 Spring Street • Royersford, PA 19468 USA

www.amtpump.com • 888-amt-pump (268-7867)

For use with nonflammable liquids compatible with pump component materials. Viton® and Teflon® are registered trademarks of E. I. DuPont.



Pumps are interchangeable with Grundfos CR5 Series

SPECIFICATIONS AND DIMENSIONS

*1-1/4" Female NPT Suction and Discharge Ports

MODEL ▲	STAGES	HP	AG**	LM	CP**	Ship Wt.	
						1 PHASE (-1P)	3 PHASE (-3P)
MSV5-2	2	2	11.4 [29.0]	10.9 [27.9]	22.3 [56.8]	78 lbs. [36 kgs.]	71 lbs. [32 kgs.]
MSV5-3	3	2	11.4 [29.0]	12.0 [30.6]	23.4 [59.5]	80 lbs. [36 kgs.]	72 lbs. [33 kgs.]
MSV5-4	4	2	11.4 [29.0]	13.0 [33.3]	24.5 [62.2]	81 lbs. [37 kgs.]	73 lbs. [33 kgs.]
MSV5-5	5	2	11.4 [29.0]	14.1 [36.0]	25.5 [64.9]	82 lbs. [37 kgs.]	75 lbs. [34 kgs.]
MSV5-6	6	2	11.4 [29.0]	15.2 [38.7]	26.6 [67.6]	83 lbs. [38 kgs.]	76 lbs. [34 kgs.]
MSV5-7	7	2	11.4 [29.0]	16.2 [41.4]	27.6 [70.3]	84 lbs. [38 kgs.]	77 lbs. [35 kgs.]
MSV5-8	8	3	11.8 [30.0]	17.3 [44.1]	29.1 [74.0]	94 lbs. [43 kgs.]	82 lbs. [37 kgs.]
MSV5-9	9	3	11.8 [30.0]	18.4 [46.8]	30.2 [76.7]	95 lbs. [43 kgs.]	84 lbs. [38 kgs.]
MSV5-10	10	3	11.8 [30.0]	19.4 [49.5]	31.2 [79.4]	96 lbs. [44 kgs.]	85 lbs. [38 kgs.]
MSV5-11*	11*	5*	15.0 [38.3]	21.4 [54.4]	36.5 [92.7]	N/A	109 lbs. [49 kgs.]
MSV5-12*	12*	5*	15.0 [38.3]	22.4 [57.1]	37.5 [95.4]	N/A	110 lbs. [50 kgs.]
MSV5-13*	13*	5*	15.0 [38.3]	23.5 [59.8]	38.5 [98.1]	N/A	111 lbs. [50 kgs.]
MSV5-14*	14*	5*	15.0 [38.3]	24.5 [62.5]	39.6 [100.8]	N/A	112 lbs. [51 kgs.]
MSV5-15*	15*	5*	15.0 [38.3]	25.6 [65.2]	40.7 [103.5]	N/A	113 lbs. [51 kgs.]
MSV5-16*	16*	5*	15.0 [38.3]	26.7 [67.9]	41.8 [106.2]	N/A	114 lbs. [52 kgs.]
MSV5-18*	18*	7 1/2*	17.1 [43.5]	29.3 [74.5]	46.4 [118.0]	N/A	121 lbs. [55 kgs.]
MSV5-20*	20*	7 1/2*	17.1 [43.5]	31.4 [79.9]	48.5 [123.4]	N/A	123 lbs. [56 kgs.]
MSV5-22*	22*	7 1/2*	17.1 [43.5]	33.5 [85.3]	50.7 [128.8]	N/A	126 lbs. [57 kgs.]
MSV5-24*	24*	7 1/2*	17.1 [43.5]	35.7 [90.7]	52.8 [134.2]	N/A	128 lbs. [58 kgs.]

* MSV5-11 thru 24: Available in 3 PH electric only.

* MSV5-11 thru 16: 5 HP TC motors approx. diameter of 8.8 [22.5]

* MSV5-18 thru 24: 7 1/2 HP approx. diameter of 10.0 [25.6]

NOTE: Dimensions are in inches (centimeters) and have a tolerance of ±1/8"

** Dimension may vary due to motor manufacturer's specifications.

▲ When Ordering Add the Correct Suffix (-?P) to Model Number Indicating Phase (ex. MSV5-2-1P)

SINGLE PHASE (-1P) VOLTAGES	60HZ= 2 HP 115/208-230 VAC and 3HP 208-230 VAC 50HZ= 2 HP 110/220 VAC and 3HP 220 VAC
THREE PHASE (-3P) VOLTAGES	60HZ= 2 HP - 7.5 HP 208-230/460 VAC 50HZ= 190/380 VAC

NOTE: Electric supply for ALL motors must be within ± 10% of nameplate voltage rating (e.g. 230V ± 10% = 207 to 253.)