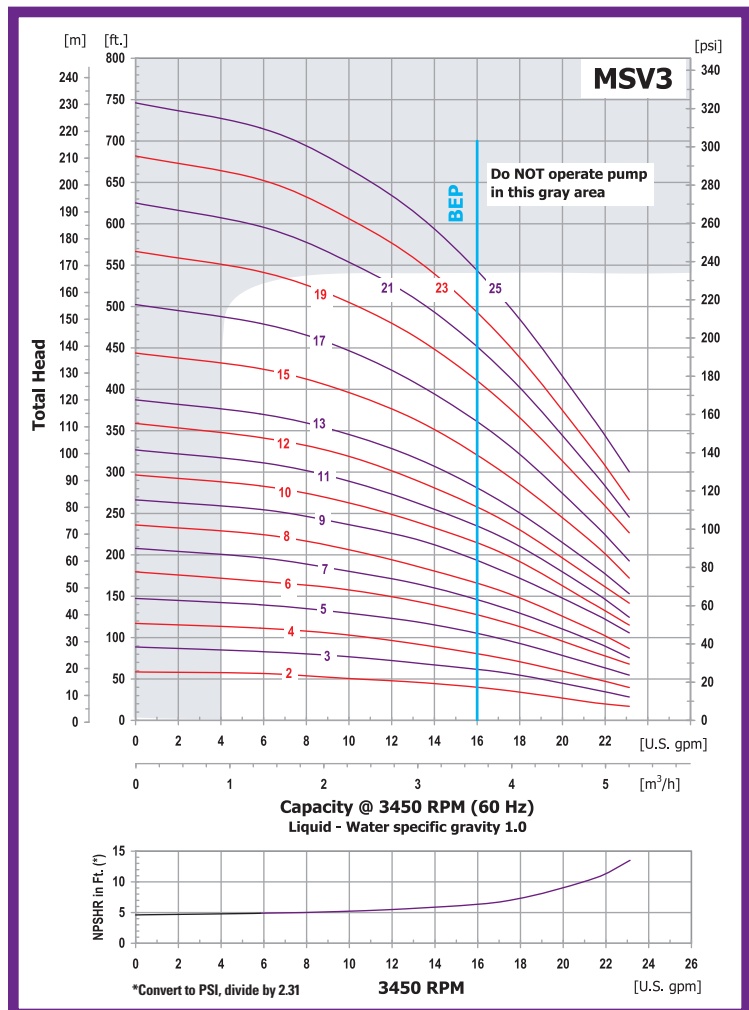


# MSV3 Multistage Pumps

- **304 Series Stainless Steel Components with Teflon® Wear Rings**
- **Cast Iron Base & Adapter**
- **1" NPT Cast Iron Flanges**
- **NEMA 56C or 182/4 TC Dual Cycle 50/60 Hz, Single or Three Phase TEFC Motors**
- **EPDM/Tungsten Carbide Seal with Easy Replacement Feature**
- **Optional ANSI/ASME 250# Flange Kit**
- **Models Available in 2 thru 25 Stages**



These AMT commercial/industrial centrifugal pumps are non-self-priming (gravity feed) units designed to handle high-pressure low flow liquid transfer applications where no suction lift is required. Typical installations include: hot and chilled water, boiler feed, condensate return, irrigation, high pressure washdown, booster service, and fire protection/sprinkler systems—often referred to as a Jockey Pump. These pumps have NOT been investigated for use in potable (drinking) water systems.



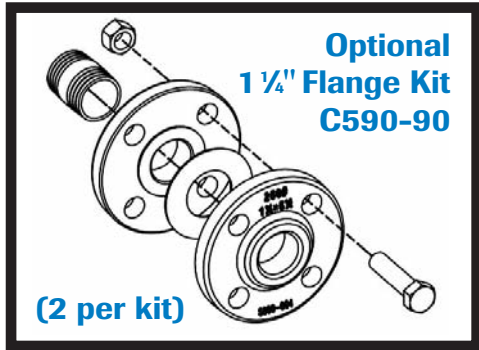
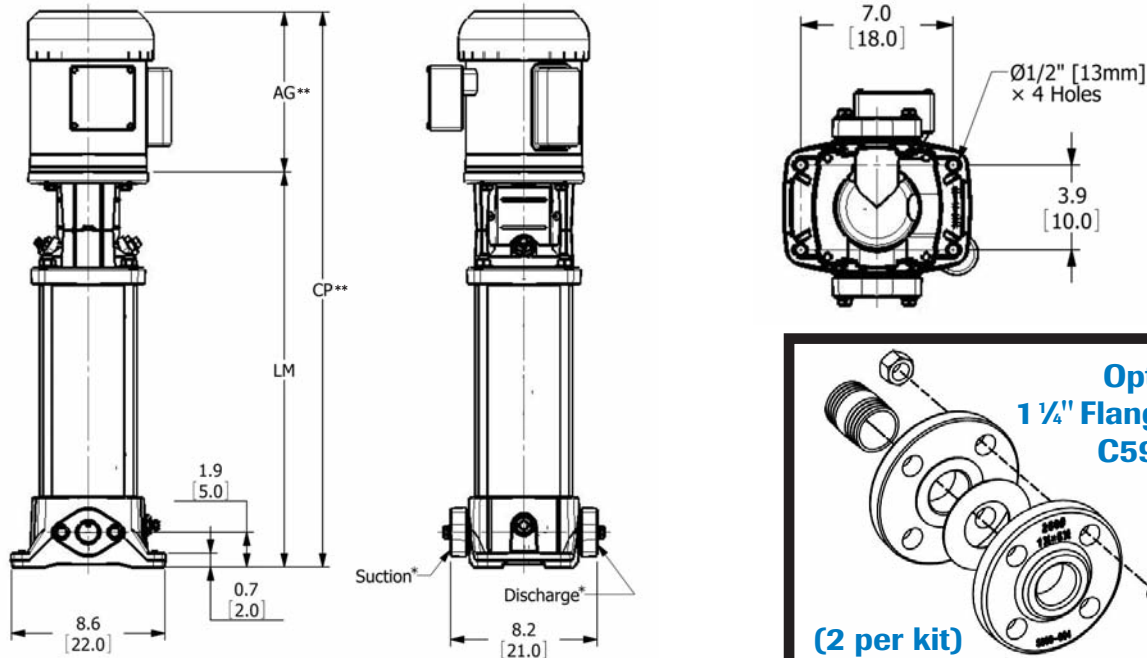
Maximum Working Pressure 232 PSI [1600 kPa]      Maximum Temp 180° F



400 Spring Street • Royersford, PA 19468 USA

[www.amtpump.com](http://www.amtpump.com) • 888-amt-pump (268-7867)

For use with nonflammable liquids compatible with pump component materials. Viton® and Teflon® are registered trademarks of E. I. DuPont.



Pumps are interchangeable with Grundfos CR3 Series

## SPECIFICATIONS AND DIMENSIONS

\*1" NPT (Female) Suction and Discharge Ports

MODEL ▲	STAGES	HP	AG**	LM	CP**	Ship Wt.	
						1 PHASE (-1P)	3 PHASE (-3P)
MSV3-2	2	1	10.2 [26.0]	10.9 [27.9]	21.1 [53.8]	66 lbs. [30 kgs.]	62 lbs. [28 kgs.]
MSV3-3	3	1	10.2 [26.0]	10.9 [27.9]	21.1 [53.8]	67 lbs. [30 kgs.]	63 lbs. [28 kgs.]
MSV3-4	4	1	10.2 [26.0]	11.6 [29.7]	21.9 [55.6]	68 lbs. [31 kgs.]	64 lbs. [29 kgs.]
MSV3-5	5	1	10.2 [26.0]	12.3 [31.5]	22.6 [57.4]	69 lbs. [31 kgs.]	64 lbs. [29 kgs.]
MSV3-6	6	1	10.2 [26.0]	13.0 [33.3]	23.3 [59.2]	70 lbs. [32 kgs.]	65 lbs. [30 kgs.]
MSV3-7	7	1½	10.2 [26.0]	13.8 [35.1]	24.0 [61.0]	75 lbs. [34 kgs.]	69 lbs. [31 kgs.]
MSV3-8	8	1½	10.2 [26.0]	14.5 [36.9]	24.7 [62.8]	75 lbs. [34 kgs.]	70 lbs. [32 kgs.]
MSV3-9	9	1½	10.2 [26.0]	15.2 [38.7]	25.4 [64.6]	76 lbs. [35 kgs.]	71 lbs. [32 kgs.]
MSV3-10	10	2	11.4 [29.0]	15.9 [40.5]	27.3 [69.4]	84 lbs. [38 kgs.]	77 lbs. [35 kgs.]
MSV3-11	11	2	11.4 [29.0]	16.6 [42.3]	28.0 [71.2]	85 lbs. [38 kgs.]	77 lbs. [35 kgs.]
MSV3-12	12	2	11.4 [29.0]	17.3 [44.1]	28.7 [73.0]	85 lbs. [39 kgs.]	78 lbs. [35 kgs.]
MSV3-13	13	3	11.8 [30.0]	18.0 [45.9]	29.8 [75.8]	95 lbs. [43 kgs.]	83 lbs. [38 kgs.]
MSV3-15	15	3	11.8 [30.0]	19.4 [49.5]	31.2 [79.4]	97 lbs. [44 kgs.]	85 lbs. [39 kgs.]
MSV3-17	17	3	11.8 [30.0]	20.8 [53.1]	32.6 [83.0]	98 lbs. [45 kgs.]	87 lbs. [39 kgs.]
MSV3-19	19	3	11.8 [30.0]	22.3 [56.7]	34.1 [86.6]	100 lbs. [45 kgs.]	88 lbs. [40 kgs.]
MSV3-21+	21+	5+	15.0 [38.3]	24.5 [62.5]	39.6 [100.8]	N/A	94 lbs. [43 kgs.]
MSV3-23+	23+	5+	15.0 [38.3]	26.0 [66.1]	41.1 [104.4]	N/A	95 lbs. [43 kgs.]
MSV3-25+	25+	5+	15.0 [38.3]	27.4 [69.7]	42.5 [108.0]	N/A	97 lbs. [44 kgs.]

+ MSV3-21/23/25: Available in 3 HP electric only. These use TC motors with approximate diameter of 8.8 [22.5]

NOTE: Dimensions are in inches (centimeters) and have a tolerance of ±1/8"

\*\* Dimension may vary due to motor manufacturer's specifications.

▲ When Ordering Add the Correct Suffix (-?P) to Model Number Indicating Phase (ex. MSV3-2-1P)

<b>SINGLE PHASE (-1P) VOLTAGES</b>	<b>60HZ= 1 HP - 2 HP 115/208-230 VAC and 3 HP 208-230 VAC 50HZ= 110/220 VAC except 3 HP 220 VAC ONLY</b>
<b>THREE PHASE (-3P) VOLTAGES</b>	<b>60HZ= 1 HP - 5 HP 208-230/460 VAC 50HZ= 190/380 VAC</b>

NOTE: Electric supply for ALL motors must be within ± 10% of nameplate voltage rating (e.g. 230V ± 10% = 207 to 253.)