



3" Self-Priming Centrifugal Pumps

- **Cast Iron Construction with Bronze Impeller**
- **Buna-N Mechanical Seal, Flapper/Check Valve and O-Ring**
- **Optional Viton® Mechanical Seal, Flapper/Check Valve and O-Ring Available**
- **Optional Silicon Carbide Seal Available**
- **3" NPT Suction and Discharge Ports**
- **Solids Handling up to 3/8" Diameter**
- **Dual Volute Design**
- **Maximum Working Pressure 125 PSI**
- **Maximum Temperature 180° F**
- **Maximum Flow 375 GPM**
- **Maximum Head 110 ft.**
- **Self-priming to 20 ft.**
- **Self-cleaning, Semi-open Impeller**
- **3 to 7-1/2 HP Three Phase TEFC Motors, 3 & 5 HP Single Phase TEFC Motors**

AMT Self-Priming Cast Iron Centrifugal pumps are designed for a broad range of high capacity applications, including dewatering, liquid transfer, circulation, drainage and irrigation. Dual volute design reduces radial load on motor. The centerline discharge feature is specifically designed to prevent vapor binding and makes for convenient piping connections. All models are fitted with self-cleaning, semi-open bronze impellers which can handle 3/8" diameter semi-solids. Built-in check valves for fast priming are standard on all units. Self-priming to 20 Ft. Fill and drain plugs for easy installation and servicing.

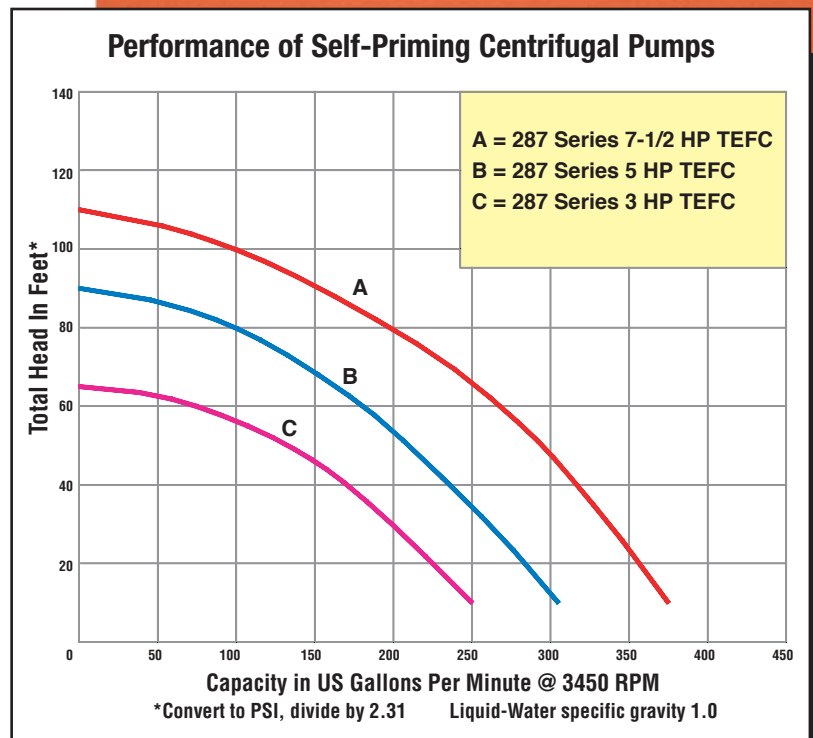
AMT Self-Priming Cast Iron Centrifugal pumps are reliable, cost effective and low maintenance. Many are readily available "Off-the-Shelf" for fast 24 hour shipment. For use with non-flammable liquids compatible with pump component materials.

Viton® is a registered trademark of E.I. DuPont

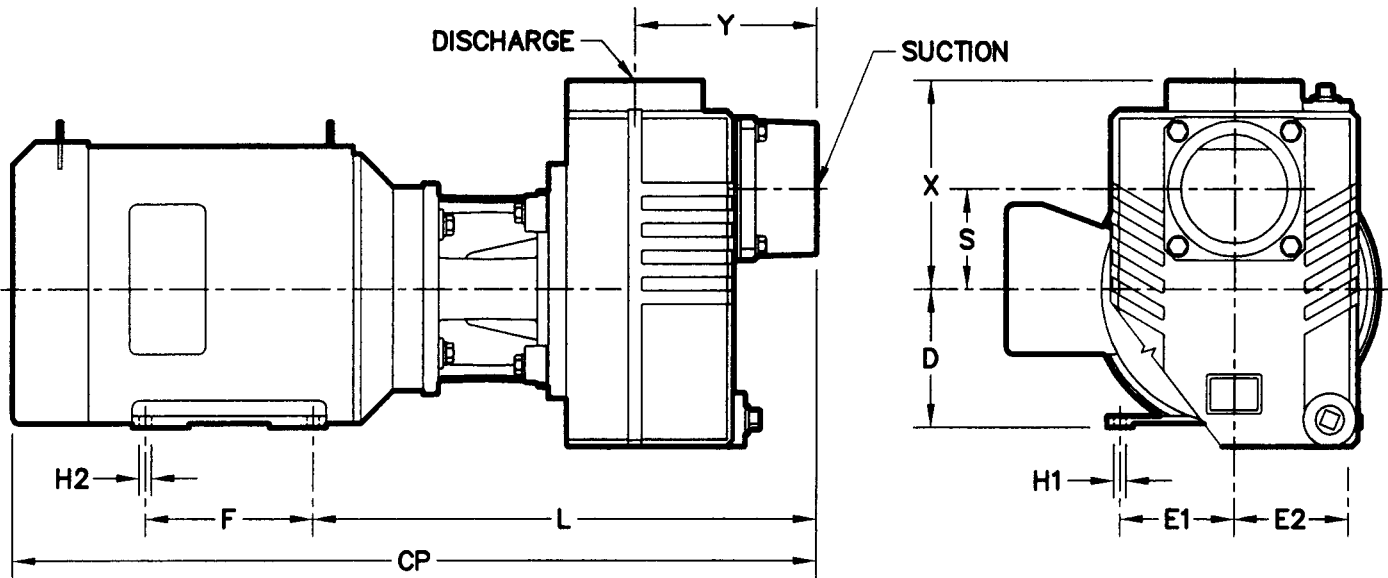
INDUSTRIAL DUTY



3" Self-Priming Pump



3" Self-Priming Cast Iron Centrifugal Pumps



Pump Dimensional & Specification Data

Model	CURVE	SUC.*	DIS.*	CP	D	E1	E2	F	H1	H2	L	S	X	Y	Motor	Frame
2874-95	C	3"	3"	26.04 ME	4.50	3.75	3.75	4.50	0.41	0.41	16.56	3.25	6.75	5.97	3HP, 3PH	182JM
2875-95	C	3"	3"	25.04 ME	4.50	3.75	3.75	5.50	0.41	0.41	16.56	3.25	6.75	5.97	5HP, 3PH	184JM
2876-95	B	3"	3"	28.04 ME	4.50	3.75	3.75	5.50	0.41	0.41	16.56	3.25	6.75	5.97	7.50HP, 3HP	184JM
2877-95	B	3"	3"	26.04 ME	4.50	3.75	3.75	5.50	0.41	0.41	16.56	3.25	6.75	5.97	3HP, 1HP	184JM
2878-95	A	3"	3"	28.97 US	4.50	3.75	3.75	5.50	0.41	0.41	16.56	3.25	6.75	5.97	5HP, 1HP	184JM

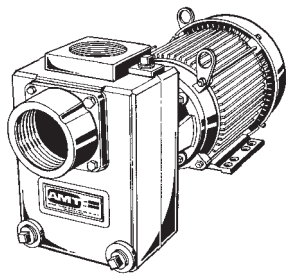
(*) Standard NPT (female) pipe thread.

(US) US Motors.

(ME) Marathon Electric

NOTE: All Dimensions have a tolerance of $\pm 1/8"$.

Standard Features



- Cast Iron and Bronze-Fitted Cast Iron Construction
- Buna-N Mechanical Seal and O-Ring
- Optional Viton® Mechanical Seal and Flapper Valve Available
- Optional Silicon Carbide Seal Available
- 3" NPT Suction and Discharge Ports
- Stainless Steel Shaft Sleeve
- Dual Volute Design Reduces Radial Load on Motor
- Fill and Drain Plug for Easy Servicing
- Maximum Working Pressure 125 PSI
- Maximum Temperature 180° F
- Maximum Flow 375 GPM
- Maximum Head 110 ft.
- Self-cleaning, Semi-open Impellers
- 3 to 7-1/2 HP Three Phase, 184JM, Totally Enclosed Fan Cooled (TEFC) Motors
- 3 & 5 HP Single Phase, 184JM, Totally Enclosed Fan Cooled (TEFC) Motors
- "Off-the-Shelf" Availability on Many Models