

HIGH CAPACITY SEWAGE AND MACERATORS

CONTENTS

ENGINE COOLING


INDEX

HOME

NEXT

BACK

OBERDORFER




Bronze Flexible Impeller

FLEXIBLE IMPELLER MACERATOR IN AC and DC

The Oberdorfer 406M impeller pump series is bronze construction and comes with an integral macerating chopper blade. The 406M series is available with an optional vacuum switch which shuts down the pump once the holding tank is empty. These pumps are available in single and three phase, 50 and 60 hz, IEEE-45 enclosure, and custom configurations that meet MCA, Lloyds, ABS and USCG specifications. Below are some examples of the sizes available.

Model Number	Volts	Hz	GPM at Feet of Head					
			0'	20'	40'	60'	80'	100'
OB 406M-4-N26	115/230 vac	60	25	23	18	12	5.8	0
OB 406MK-4-N26	115/230 vac	60	25	23	18	12	5.8	0
OB 406M-4-30N18BCT	230/460 vac	60	25	23	18	12	5.8	0
OB 406M-4-12N18BCT	12 vdc		25	23	18	12	5.8	0
OB 406M-4-24N18BCT	24 vdc		25	23	18	12	5.8	0

ROBBINS & MYERS




CI Progressing Cavity

PROGRESSING CAVITY MACERATOR IN AC AND DC

The Robbins and Myers progressing cavity pump utilizes a hardened stainless screw shaped rotor spinning inside a rubber stator to move liquid and solids by its macerating carbide cutting tips. These pumps should be mounted with a flooded suction, are constructed of cast iron and can move 15 gallons per minute. Motor options include single and three phase, 50 and 60 hz, IEEE-45 enclosure, and custom configurations that meet MCA, Lloyds, ABS and USCG specifications. Below are some examples of the sizes available.

Model Number	Voltage	Hz	Phase	HP	Inlet/Outlet FPT	GPM at Feet of Head				
						0	20	40	60	80
RM 44402-10N18BCT	115/230	60	1	1	4" / 1 1/4"	14.6	14	13	12	10.8
RM 44402-30N18BCT	230/460	60	3	1	4" / 1 1/4"	14.6	14	13	12	10.8
RM 44402-12N18BCT	12 vdc			1	4" / 1 1/4"	14.6	14	13	12	10.8
RM 44402-24N18BCT	24 vdc			1	4" / 1 1/4"	14.6	14	13	12	10.8

G & R by GIANNESCHI




Bronze Progressing Cavity

PROGRESSING CAVITY SEWAGE PUMP IN AC AND DC

Gianneschi's "MV" progressing cavity pumps utilize heavy duty cast bronze housings and continuous duty electric motors. They provide smooth, quiet and positive flow in a simple, reliable design that will endure years of harsh service. Voltages include 12 vdc, 24 vdc, 230 vac 50/60 hertz and three phase.

Model Number	Voltage Options	Max GPM	Max PSI
GIA ECO MV 44E	12 vdc, 24 vdc, 230 1 ph, 3 ph 50/60 hz	12.6	35
GIA MV 64	24 vdc, 230 1 ph, 3 ph 50/60 hz	21.1	53

AMT



CI Centrifugal

HIGH CAPACITY SEWAGE SELF-PRIMER, UP TO 480 GPM!

This rugged cast iron self-primer has a silicon carbide seal, stainless steel semi-open clog resistant impeller, built-in check valve and rear pullout design. It will lift up to 20 feet and is available in sizes from 3 to 15 hp and comes in 2", 3" and 4" ports. All sizes except the 4" are available in single or three phase. Only the 3" and 4" sizes come with the clean-out access shown in the picture.

Model	HP	Port Size	GPM at Total Feet of Head					Max Head
			20'	40'	60'	80'	100'	
AMT 316A(B)-95	3	2"	100	60	-	-	-	60
AMT 393A(B)-95	5	2"	150	130	100	65	10	105
AMT 394A(B)-95	7.5	3"	275	225	160	80	-	95
AMT 394C(D)-95	10	3"	330	290	230	160	50	108
AMT 399A-95	15	4"	480	480	360	250	120	120