


MOTORIZED FLEXIBLE IMPELLER

PROVEN / SIMER / FLOTEC



3/4" Bronze or Plastic Series

5 - 10 GPM, COMPACT SIZE, AC AND DC VOLTAGES

These Proven, Simer (Mini-Vac) and Flotec pumps are economical and compact utility pumps which are ideal for waterbed draining, portable self-priming sump and water transfer. The Proven models have a chrome plated bronze pump head while the Simer and Flotec pumps utilize a non-metallic head with stainless steel wearplates. The Flotec includes a 6' garden hose and PUD-L-SCOOP suction attachment.

Model Number	Brand	Volts	Port Sizes	Housing Material	Max GPM
PR 360-115V	Proven	115 vac	3/4" GHT	Chrome/Bronze	6
PR 365-12V	Proven	12 vdc	3/4" GHT	Chrome/Bronze	5
SM M-40	Simer	115 vac	3/4" GHT	Plastic/Stainless	6
SM BW8512	Simer	12 vdc	3/4" GHT	Plastic/Stainless	10
FLT FPOF360AC	Flotec	115 vac	3/4" GHT	Plastic/Stainless	6

CONTENTS

ENGINE COOLING

INDEX

HOME

NEXT

BACK

OBERDORFER




3/4" Bronze Series

6 - 12 GPM, 1/10 - 1/3 HP, IN AC AND DC VOLTAGES

The Oberdorfer 201 series bronze rubber impeller pumps are self-priming and have a choice of Neoprene or Nitrile (Buna-N) impeller materials. They are available in 115 vac, 12 vdc, 24 vdc, and 32 vdc. Each pump is threaded externally with a 3/4" garden hose and internally with a 3/8" NPT. Below are a few of the pump and motor combinations available. See page 145 for parts.

Model Number	Volts	Port Sizes	GPM at Feet of Head				
			0	10	20	30	40
OB 211D-4-D28	115 vac	3/4" GHT	6.5	6.2	6	5.5	4.7
OB 211M-F34	115 vac	3/4" GHT	12.5	12.1	11.5	11	10
OB 201D Series	12/24/32 vdc	3/4" GHT	7	6.7	5.5	3	.3

JABSCO




3/4" Run Dry Series

8 - 11 GPM, DRY RUNNING IN DC VOLTAGES

These NEW "Dry Running" flexible impeller pumps are self-priming (up to 10 feet dry) and dry running (up to 30 minutes after initial priming). The impeller and seal material is Nitrile (Buna), the shaft is stainless steel and the pump housing is bronze.

Model Number	GPM	Volts	Port Sizes	GPM at Feet of Head		
				11	23	34
JA 23920-0213	11	12 vdc	3/4" FPT	8	5	-
JA 23920-0313	11	24 vdc	3/4" FPT	11	9	8
JA 23920-9403	8	12 vdc	3/4" FPT	8	5	-
JA 23920-9503	8	24 vdc	3/4" FPT	11	9	8

OBERDORFER



305M (3/4") and 405M (1") Series

8 - 25 GPM, 1/3 - 1 HP, IN AC AND DC VOLTAGES

These Oberdorfer bronze rubber impeller pumps are self-priming and have a choice of Neoprene or Nitrile (Buna-N) impellers. They are available in single and three phase, 50 and 60 Hz, 12 and 24 vdc, ODP, TEFC, and explosion proof. See page 145 for parts.

Model Number	Volts	Phase	HP	Motor Enclosure	Port Sizes	GPM at Feet of Head				
						0	20	40	60	80
OB 305M-C75	12 vdc		1/4	TENV	3/4" FPT	8	6.4	3	-	-
OB 305M-8-10F18BCT	115/230 vac	1	1/3	TEFC	3/4" FPT	12	10.5	9.2	6.7	3.0
OB 305M-8-30F18BCT	230/460 vac	3	1/3	TEFC	3/4" FPT	12	10.5	9.2	6.7	3.0
OB 305M-8-xxF18BCT	12 vdc or 24 vdc		1/3	TEFC	3/4" FPT	12	10.5	9.2	6.7	3.0
OB 405M-4-M26	115/230 vac	1	3/4	ODP	1" FPT*	25	24	22	-	-
OB 405M-4-N26	115/230 vac	1	1	ODP	1" FPT*	25	24	22	17	11
OB 405M-4-10N18BCT	115/230 vac	1	1	TEFC	1" FPT*	25	24	22	17	11
OB 405M-4-30N18BCT	230/460 vac	3	1	TEFC	1" FPT*	25	24	22	17	11
OB 405M-4-xxN18BCT	12 vdc or 24 vdc		1	TEFC	1" FPT*	25	24	22	17	11

*405M Series also has 1 1/2" slip-on ports.