

CONTENTS

ENGINE COOLING

INDEX

HOME

NEXT


BACK

1.9 AND 2.9 GPM, NEW ECONOMY WATER SYSTEMS

The new "PAR-Max" three chambered diaphragm pump is designed for vessels requiring a smooth low flow, 12 or 24 vdc and an attractive low price. The 31295 (1.9 gpm) series pressure switch cuts off at 25 psi and the 31395 (2.9 gpm) series pressure switch cuts off at 50 psi. All models are fitted with a built-in pulsation dampening by-pass to control unwanted cycling and noise and include quick-connect fittings for ease of pump installation. See page 64 for other port fitting options.

Model	Max GPM	Volts	Fuse Size	Inlet/Outlet	Dimensions (H x W x L)
JA 31295-0092	1.9	12 vdc	10 amps	1/2" Barb or 1/2" MPT	4.5" x 4.5" x 9"
JA 31295-0094	1.9	24 vdc	6 amps	1/2" Barb or 1/2" MPT	4.5" x 4.5" x 9"
JA 31395-0092	2.9	12 vdc	10 amps	1/2" Barb or 1/2" MPT	4.5" x 4.5" x 9"
JA 31395-0094	2.9	24 vdc	6 amps	1/2" Barb or 1/2" MPT	4.5" x 4.5" x 9"

JABSCO




Par-Max 1.9 / 2.9

2.8 GPM, "PAR-MAX 2+" WATER SYSTEM

The 31595 series 4 chambered diaphragm pump will serve 2 or more outlets at any one time. They will self-prime up to 10 feet, will dry run without damage and come equipped with a 40 psi pressure switch and corrosion proof base. Two sets of quick connect fittings are included for 1/2" ID hose or 1/2" Qest threads. See page 64 for other port fitting options and page 153 for service parts.

Model	Max GPM	Volts	Fuse Size	Inlet/Outlet	Dimensions (H x W x L)
JA 31595-0092	2.8	12 vdc	10 amps	1/2" Barb or 1/2" Qest	4.1" x 4.2" x 8.1"
JA 31595-0094	2.8	24 vdc	7 amps	1/2" Barb or 1/2" Qest	4.1" x 4.2" x 8.1"

JABSCO




Par-Max 2

3.5 GPM, "PAR-MAX 3" WATER SYSTEM

The 31600 series 4 chambered diaphragm pump will serve 3 or more outlets at any one time. They will self-prime up to 10 feet, will dry run without damage and come equipped with a 40 psi pressure switch and corrosion proof base. Two sets of quick connect fittings are included for 1/2" ID hose or 1/2" Qest threads. See page 64 for other port fitting options and page 153 for service parts.

Model	Max GPM	Volts	Fuse Size	Inlet/Outlet	Dimensions (H x W x L)
JA 31600-0092	3.5	12 vdc	10 amps	1/2" Barb or 1/2" Qest	4.1" x 4.2" x 8.6"
JA 31600-0094	3.5	24 vdc	7 amps	1/2" Barb or 1/2" Qest	4.1" x 4.2" x 8.6"

JABSCO



Par-Max 3

4.3 GPM, "PAR-MAX 4" WATER SYSTEM

The 31620 series 4 chambered diaphragm pump will serve 3 or more outlets at any one time. All models will self-prime up to 10 feet, dry run without damage and come equipped with a 40 psi pressure switch and corrosion proof base. An upgraded 12 vdc model with a dip coated motor is available (31630-0012). Two sets of quick connect fittings are included for 1/2" ID hose or 1/2" Qest threads. See page 64 for other port fitting options and page 153 for service parts.

Model	Max GPM	Volts	Fuse Size	Inlet/Outlet	Dimensions (H x W x L)
JA 31620-0092	4.3	12 vdc	15 amps	1/2" Barb or 1/2" Qest	4.1" x 4.2" x 9.8"
JA 31620-0094	4.3	24 vdc	7 amps	1/2" Barb or 1/2" Qest	4.1" x 4.2" x 9.8"
JA 31630-0092	4.3	12 vdc	15 amps	1/2" Barb or 1/2" Qest	4.1" x 4.2" x 9.8"

JABSCO



Par-Max 4