

CONTENTS

ENGINE COOLING


INDEX

HOME

NEXT

BACK

JABSCO




VSD 5

1 TO 7.5 GPM, "SENSOR MAX" VSD VARIABLE FLOW WATER SYSTEM

The proven "Sensor Max" VSD series has been expanded to include two new five chambered diaphragm models that deliver up to 6.0 or 7.5 gpm. As with the original "Sensor Max", these models electronically control their speed to maintain a steady flow and constant pressure while only drawing the minimum power required. They will serve 1 to 7 outlets at 60 psi.

Model	Max GPM	Volts	Fuse Size	Inlet/Outlet	Dimensions (H x W x L)
JA 41750-0092	6.0	12 vdc	25 amps	3/4" Barb	6.3" x 6" x 12"
JA 41750-0094	6.0	24 vdc	15 amps	3/4" Barb	6.3" x 6" x 12"
JA 41755-0092	7.5	12 vdc	30 amps	3/4" Barb	6.3" x 6" x 12"
JA 41755-0094	7.5	24 vdc	15 amps	3/4" Barb	6.3" x 6" x 12"

JABSCO



Sensor-Max

1 TO 4.5 GPM, "SENSOR MAX" VSD VARIABLE FLOW WATER SYSTEM

The proven "Sensor Max" VSD series electronically controls its speed to maintain a steady flow and constant pressure while only drawing the minimum power required. They will serve 1 to 5 outlets, operate with 10 to 29 vdc input, do not require an accumulator tank and are self-priming to 10 feet.

Model	Max. GPM	Volts	Amps	Inlet / Outlet	Dimensions (H x W x L)
JA 31750-0000	3.7	12 - 24	1 - 10	1/2" Barb and Qest	3.75" x 6.3" x 9.0"
JA 31755-0000	4.5	12 - 24	1 - 10	1/2" Barb and Qest	3.75" x 6.3" x 10.3"

JABSCO




Dual-VSD

1 - 8 GPM VSD DUAL PUMP SYSTEM WITH VARIABLE SPEED DRIVE

The Dual VSD combines a smooth flowing VSD water system pump (see Sensor-Max above) with a Par-Max water system pump to provide up to 8 gpm when demand increases. The VSD pump with its variable speed motor provides smooth even flow as needed for several outlets. If demand exceeds the VSD's normal operating range the Par-Max kicks in to add enough additional flow to accommodate as many as seven outlets. An accumulator tank is NOT required!

Model	Max. GPM	Volts	Max Amps	Inlet	Outlet	Dimensions (H x W x L)
JA 31765-0092	8	12 vdc	20	1/2" FPT	1/2" FPT	8.875" x 8.5" x 12 1/2"
JA 31765-0094	8	24 vdc	10	1/2" FPT	1/2" FPT	8.875" x 8.5" x 12 1/2"

JABSCO



Dual-Max

3.8 - 7.5 GPM VARIABLE FLOW SYSTEM WITH ACCUMULATOR

The Dual-Max is a versatile variable flow system with two 3.8 gpm pumps, integral one liter bladder type accumulator tank and inlet strainer. Only the primary pump operates under low flow condition. The second pump activates when higher flow is required. See page 153, series 31620 for service parts. See page 153, series 30620 for service parts on the superseded 30670 series.

Model	Max. GPM	Volts	Max Amps	Inlet	Outlet	Dimensions (H x W x L)
JA 31670-0092	7.5	12 vdc	15	3/4" Barb	3/4" Barb	13.32" x 6.94" x 13.16"
JA 31670-0094	7.5	24 vdc	7.5	3/4" Barb	3/4" Barb	13.32" x 6.94" x 13.16"