

# MAGNETIC DRIVE FLOODED SUCTION

**CONTENTS**

**PUMPING PRINCIPLES**

**ENGINE COOLING**

**ENGINEERING TABLES**

**TROUBLE-SHOOTING GUIDE**

**INDEX**

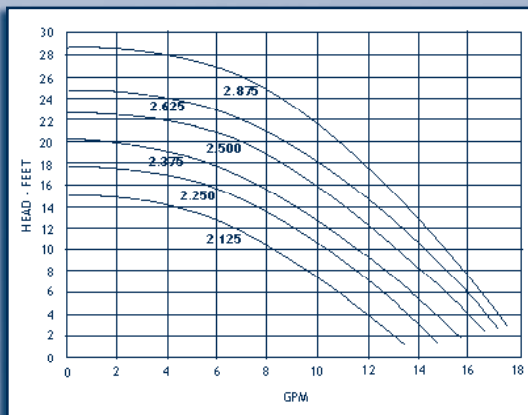
**HOME**

**NEXT**

**BACK**

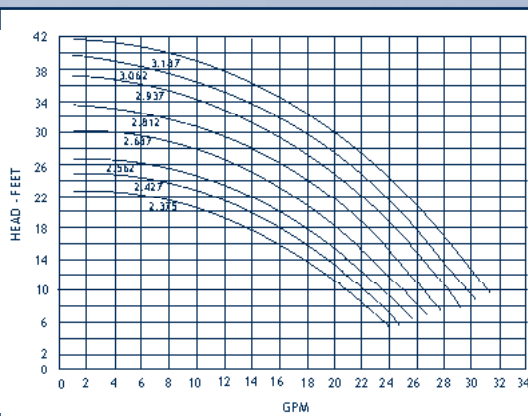
## UP TO 18 GPM, 29 TDH

- Temperatures to 250°F
- Open impeller
- 1" FPT x 1/2" MPT ports
- Materials in contact with liquid: Polypro, ceramic, Buna or Viton®
- Common models  
AC-5C-MD: 115 or 230 vac, open motor  
TE-5C-MD: 115 or 230 vac, TEFC motor



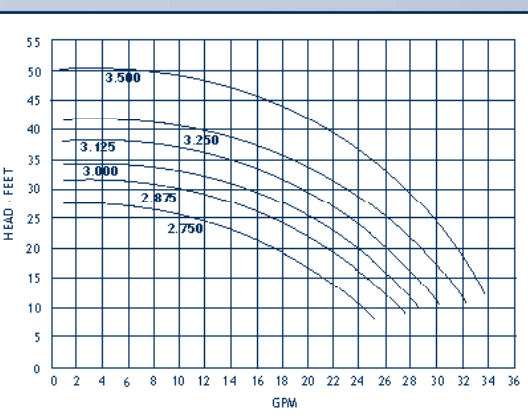
## UP TO 30 GPM, 41 TDH

- Temperatures to 250°F
- Closed impeller
- 1" FPT x 3/4" MPT ports
- Construction: Polypro, Kynar or 316SS
- Materials in contact with solution: housing material, ceramic and Viton® (5.5S has carbon bushing)
- Common models  
TE-5.5C-MD: 115, 230 or 460 vac, TEFC motor  
TE-5.5C-MD/AC: 115 vac ODP motor



## UP TO 34 GPM, 49 TDH

- Temperatures to 200°F
- Enclosed impeller
- 1" FPT x 3/4" MPT ports
- Materials in contact with liquid: GF Polypro, Ryton, ceramic, Viton® Teflon®/Ryton bushing
- Common models  
DP-6T-MD: 115, 230 or 460 vac, open motor  
TE-6T-MD: 115, 230 or 460 vac, TEFC motor



## UP TO 50 GPM, 60 TDH

- Temperatures to 250°F
- Enclosed impeller
- 1 1/2" FPT x 1" MPT Ports
- Construction: GF Polypro, Kynar, Hastelloy C or 316SS
- Materials in contact with liquid: Polypro, ceramic, Viton® and Teflon®/Ryton bushing
- Common models  
TE-7R-MD: 115, 230 or 460 vac, TEFC motor
- Also available in self-priming

