

# SELF-PRIMING RUN DRY BILGE PUMPS

CONTENTS

## 5 - 10 GPM, 12-24-32 VDC AND 115 VAC BILGE

The classic Jabsco "PAR" diaphragm bilge pumps provide dependable self-priming performance and are designed to run dry without damage. The 34600 and 36600 will self-prime to 10 feet while the 36680 will lift up to 7 feet vertically. See page 136 for service parts.

PUMPING PRINCIPLES

ENGINE COOLING

ENGINEERING TABLES

TROUBLE-SHOOTING GUIDE


INDEX

HOME

NEXT

BACK


Model	Volts	Amps/Fuse Size	Flow GPM	Dimensions (H x W x L)	Port Size
JA 36680-2000	12 vdc	7/10	5.5	8 1/4" x 6 5/8" x 6"	3/4" Barb
JA 36680-2010	24 vdc	5/6			
JA 36680-2020	32 vdc	3/4			
JA 36600-0000	12 vdc	9/10	8.0	8 1/4" x 7" x 6"	3/4" Barb
JA 36600-0010	24 vdc	4/6-1/4			
JA 36600-0020	32 vdc	3/5			
JA 36600-0031	115 vac	0.9/1.5			
JA 34600-0000	12 vdc	11/15	10.8	10 1/2" x 8 1/2" x 7"	1" Barb
JA 34600-0010	24 vdc	5/8			
JA 34600-0020	32 vdc	4/5			
JA 34600-0031	115 vac	1.1/1.5			



## 4 - 4.5 GPM, 12-24-32 VDC BILGE AND SHOWER SUMP

The inexpensive 37202 and 36960 series include many of the dependable features of the classic Jabsco "PAR" pumps displayed above. They are ideally suited for bilge or shower sump installations and come complete with a 3/4" suction strainer. They will prime up to 6 feet and will run dry without damage. See page 135 and 136 for service parts.


Model	Volts	Amps/Fuse Size	Flow GPM	Dimensions (H x W x L)	Port Size
JA 37202-0000	12 vdc	7.5/10	4.5	5 3/4" x 5 1/4" x 7 1/2"	3/4" Barb
JA 37202-0010	24 vdc	6.5/10			
JA 36960-2000	12 vdc	6/10	4	7 1/4" x 4 1/16" x 7 5/16"	3/4" Barb
JA 36960-2010	24 vdc	5/8			
JA 36960-2020	32 vdc	2/3			



## 3.8 - 5.0 GPM, 12-24-32 VDC, BILGE AND BAITWELL

If compact size and low cost is important, these Jabsco and Flojet diaphragm bilge pumps are right for you! They will self-prime to 10 feet, run dry without damage, and come complete with a 3/4" suction strainer. Both brands will also function as a continuous duty baitwell pump. See page 138 and 139 for service parts.

Model	Brand	Volts	Amps at 10 PSI	Flow GPM	Dimensions (H x W x L)	Port Size
JA 31705-0092	Jabsco	12 vdc	6	3.8	4 1/16" x 4 1/8" x 7 1/4"	3/4" Barb
JA 31705-0094	Jabsco	24 vdc	3	3.8	4 1/16" x 4 1/8" x 7 1/4"	3/4" Barb
FJ 04125-114	Flojet	12 vdc	8	5.0	3.9" x 6.3" x 9.9"	3/4" Barb
FJ 04125-314	Flojet	24 vdc	3.6	5.0	3.9" x 6.3" x 9.9"	3/4" Barb
FJ 04125-414	Flojet	32 vdc	2.8	5.0	3.9" x 6.3" x 9.9"	3/4" Barb



## 20 GPM BOSWORTH DIAPHRAGM PUMP IN AC AND DC

These Bosworth diaphragm pumps come in bronze or epoxy coated, marine grade aluminum construction. The suction and discharge ports come standard in 2" slip-on hose and are available threaded in 1 1/4" and 1 1/2" FPT sizes. Motor options include single and three phase, 50 and 60 hz, IEEE-45 enclosure, and custom configurations that meet MCA, Lloyds, ABS, and USCG specifications. Below are some examples of the sizes available.

Bronze Model Number	Aluminum Model Number	Voltage	Hz	HP	Max GPM	Port Size
BW 2800B-10J18CT	BW 2800-10J18CT	115/230 vac	60	1/2	20	2" Slip-on
BW 2800B-30J18CT	BW 2800-30J18CT	230/460 vac	60	1/2	20	2" Slip-on
BW 2800B-12J18CT	BW 2800-12J18CT	12 vdc		1/2	20	2" Slip-on
BW 2800B-24J18CT	BW 2800-24J18CT	24 vdc		1/2	20	2" Slip-on

