


WATER SYSTEMS WITH ACCUMULATOR TANKS

GROCO




WSC Series

7 AND 7.5 GPM SLIDING VANE PUMP WITH ACCUMULATOR

This high volume water system pump comes complete with waterproof 18 - 38 psi switch, ignition protected motor, pressure gauge, dry-tank switch, 3/4" strainer and a one gallon accumulator tank (not shown). See page 147 for service parts.

Model	Max. GPM	Volts	Max. Amps	Inlet	Outlet	Dimensions (H x W x L)
GC WSC-60 12V	7	12 vdc	25	3/4" GHT / 1/2" FPT	3/4" FPT	4.75" x 6.50" x 9.50"
GC WSC-60 24V	7	24 vdc	15	3/4" GHT / 1/2" FPT	3/4" FPT	4.75" x 6.50" x 9.50"
GC WSC-80 12V	7.5	12 vdc	30	3/4" GHT / 1/2" FPT	3/4" FPT	4.75" x 6.50" x 9.50"
GC WSC-80 24V	7.5	24 vdc	15	3/4" GHT / 1/2" FPT	3/4" FPT	4.75" x 6.50" x 9.50"
GC WSC-80 32V	7.5	32 vdc	10	3/4" GHT / 1/2" FPT	3/4" FPT	4.75" x 6.50" x 9.50"

SHURFLO




12 and 24 vdc

3.8 - 6.5 GPM WATER SYSTEM WITH STAINLESS STEEL ACCUMULATOR

These systems from Shurflo deliver up to 6.5 gpm and come with an adjustable 45 psi pressure switch, 1/2" strainer, stainless steel two gallon accumulator tank and ignition protected motor. See page 138, series 2088 for service parts.

Model	Max. GPM	Volts	Max. Amps	Inlet	Outlet	Dimensions (H x W x L)
SF 804-009-00	3.8	12 vdc	9.5	1/2" MPT	1/2" MPT	14.5" x 13" x 14"
SF 804-009-01	5.6	12 vdc	15	3/4" Barb	1/2" MPT	14.5" x 13" x 14"
SF 804-009-02	6.5	24 vdc	9	3/4" Barb	1/2" MPT	14.5" x 13" x 14"

FLOJET




12, 24 & 32 vdc and 115 vac

4.5 GPM "BASE MOUNTED" PUMP WITH ACCUMULATOR

Flojet's compact 2840 series water system comes complete with an accumulator tank, will function at any angle, and will self-prime to 10 feet! See page 138, series 4325 for service parts.

Model	Max. GPM	Volts	Max. Amps	Inlet	Outlet	Dimensions (H x W x L)
FJ 02840-100	4.5	12 vdc	10.0	3/4" Barb	1/2" Barb/Qest	7.50" x 11.25" x 12.875"
FJ 02840-300	4.5	24 vdc	5.0	3/4" Barb	1/2" Barb/Qest	7.50" x 11.25" x 12.875"
FJ 02840-400	4.5	32 vdc	3.5	3/4" Barb	1/2" Barb/Qest	7.50" x 11.25" x 12.875"
FJ 02840-000	4.5	115 vac	1.5	3/4" Barb	1/2" Barb/Qest	7.50" x 11.25" x 12.875"

JABSCO



12 and 24 vdc

3.8 GPM "BASE MOUNTED" PUMP WITH ACCUMULATOR

The Jabsco Ultra-Max water system series is assembled with a one liter accumulator tank on an easy to mount corrosion proof base with noise isolating rubber mounts. They have a very low profile (see dimensions), will prime to 5 feet and can be mounted in any position. See page 139, series 31620 for service parts. See page 139, series 30620 for service parts on the superceded 59450 series.

Model	Max. GPM	Volts	Max. Amps	Inlet	Outlet	Dimensions (H x W x L)
JA 59451-1012	3.8	12 vdc	10	1/2" Barb/Qest	1/2" Barb/Qest	5.5" x 15.25" x 15.5"
JA 59451-1024	3.8	24 vdc	5	1/2" Barb/Qest	1/2" Barb/Qest	5.5" x 15.25" x 15.5"

CONTENTS

PUMPING PRINCIPLES

ENGINE COOLING

ENGINEERING TABLES

TROUBLE-SHOOTING GUIDE

INDEX

HOME

NEXT

BACK