

CONTENTS

PUMPING PRINCIPLES

ENGINE COOLING

ENGINEERING TABLES

TROUBLE-SHOOTING GUIDE

INDEX


HOME

NEXT

BACK

SHERWOOD

MDL3 (12/5 and 15KW)
MDL4 (20KW)




K-75(B), 1" Ports

Onan # 132-0275 / # 132-0278

Sherwood No.	Description	Qty
9959K	Impeller	1
15883	Cam	1
13363	Shaft	1
13795	Hub	1
4259	Snap Ring	2
12211	Ball Bearing	2
5133	Spacer	1
12859	Seal Assy.	1
12855	Gasket	1
12231	O-Ring	1
12856	Wearplate	1
4264	Washer	1
4258	Snap Ring	3
4432	Key	1
10515	Cam Screw	1
12710	Lock Washer	3
13794	Screw	3

SHERWOOD

MDL6 (30KW)




L-10(B), 1 1/4" Ports

Onan #132-0278

Sherwood No.	Description	Qty
10615K	Impeller	1
10929	Cam	1
13363	Shaft	1
13795	Hub	1
4259	Snap Ring	2
12211	Ball Bearing	2
5133	Spacer	1
12859	Seal Assy.	1
12855	Gasket	1
12231	O-Ring	1
12856	Wearplate	1
4264	Washer	1
4258	Snap Ring	3
4432	Key	1
10515	Cam Screw	1
12710	Lock Washer	3
13794	Screw	3

JOHNSON

MAJB (2.5 and 3.0 KW)



10-35038-5E


Onan #132-0284

Onan No.	Johnson No.	Description	Qty
132-0310	808B	*Impeller	1
132-0307	01-45069	Shaft	1
132-0306	01-43239	End Cover	1
132-0309	01-43240	*Gasket	1
132-0305	01-42910	Cam	1
132-0304	01-45050	Washer	1
132-0303	01-45049	Washer	1
132-0312	05-04-163	Cover Screws	4
132-0302	05-04-144	Cam Screw	1
132-0308	05-29-139	*Lip Seal	1
132-0301	05-06-513	O-Ring	1
132-0300	05-08-130	Ball Bearings	2
132-0299	05-34-131	Snap Ring	1
132-0298	05-01-120	Washer	1
132-0295	01-42400	Pin	1
132-0297	01-45087	Wearplate	1
132-0296	05-34-501	Snap Ring	1
132-0311	09-45589	Repair Kit	1

*Parts included in kit

JOHNSON

5 / 6 / 7.5 / 9 MDKUB



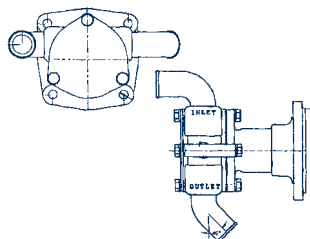
10-35211-5

Onan #132-0336

Part #	Description	Qty
808B	Impeller	1
01-43240	Gasket	1
05-29-139	Lip Seal	2
01-42910	Cam	1
05-04-114	Cam Screw	1
05-01-120	Cam Screw Washer	1
01-45087	Wearplate	1
01-42400	Wearplate Pin	1
05-08-130	Ball Bearing	2
05-34-131	Snap Ring	1
01-43239	Cover	1
05-04-642	Cover Screws	4
01-45751	Shaft	1
05-06-521	Mounting O-Ring	1
01-43238	Mounting Clamps	2

SHERWOOD

10-25KW




**G1004 (Onan #132-0343)
G1005 (Onan #132-0347)**

Replacement Pump #G1006

Sherwood No.	Description	Qty
10615K	Impeller	1
12231	Cover O-Ring	1
21208	Lip Seal (Bearing)	1
21209	Lip Seal (Water)	1
10929	Cam	1
19995	Cam Screw	1
19996	Cam Screw Washer	1
21163	Wearplate	1
4432	Key	1
12211	Ball Bearing	2
4258	Snap Ring (SM)	1
4259	Snap Ring (LG)	2
21173	Cover	1
19297	Cover Bolts	3
12857	Body/Hsg Bolts	3
12710	Lock Washers	6
21207	Shaft	1

SHERWOOD

10-25KW




G-1006

Onan #132-0356

Sherwood No.	Description	Qty
10615K	Impeller	1
12231	Cover O-Ring	2
22117	Mech. Seal (Water)	1
4264	Seal Washer	1
21208	Lip Seal (Bearing)	1
10929	Cam	1
19995	Cam Screw	1
19996	Cam Screw Washer	1
22142	Wearplate	1
4432	Key	1
12211	Ball Bearing	1
4258	Snap Ring (SM)	3
4259	Snap Ring (LG)	2
22140	Cover	1
06333	Cover Bushing	1
19297	Bolts	6
12710	Lock Washers	6
21056	Dowel Pins	4
22143	Shaft	1

SHERWOOD

10-25KW



G-1008

Onan #132-0413

Part #	Description	Qty
10615	Impeller	1
12231	O-Ring	2
23801	Shaft	1
22142	Wearplate	1
4264	Washer	1
21208	Seal	1
4258	Retaining Ring	1
22140	Cover	1
6837	Retaining Ring	1
8490	Bearing	1
5126	Retainin Ring	1
12857	Bolt	6
12710	Lock Washer	6
4432	Key	1
19995	Screw	1
19996	Washer	1
10929	Cam	1

SHERWOOD



GP8002 / G8002

Onan #132-0395

Part #	Description	Qty
8000K	Impeller	1
23447	O-Ring	1
23459	Mechanical Seal	1
12211	Bearing	2
4258	Retaining Ring	1
4259	Retaining Ring	1
21857	Retainer	1
21858	Nut	1
23366	Cover	1
23367	Bolt	4
23679	Shaft	1
23681	Seal Retainer	1
23680	Pulley	1