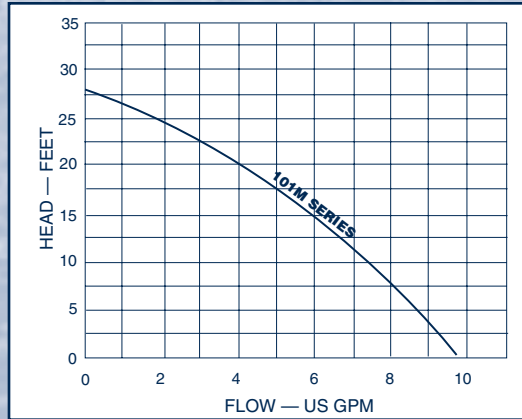


OBERDORFER



101M Series (3/8" x 3/8")



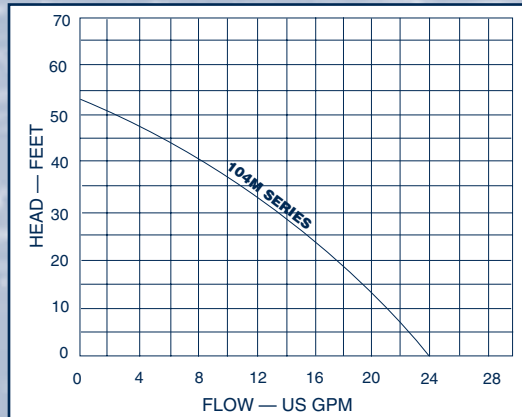
UP TO 9 GPM, 27 TDH

- Temperatures to 300° F
- Semi-open impeller
- Bronze Construction
- Elastomer Options: Buna, Viton and Teflon
- Drive Options: pedestal mount, AC and DC voltages, single and three phase, ODP, TEFC, explosion proof and custom configurations
- See page 124 for service parts

OBERDORFER



104M Series (1/2" x 3/4")



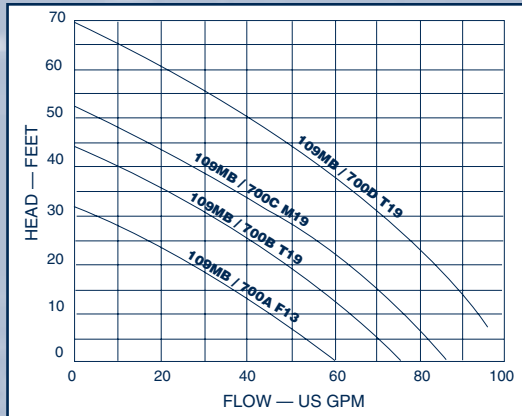
UP TO 24 GPM, 52 TDH

- Temperatures to 300° F
- Semi-open impeller
- Bronze Construction
- Elastomer Options: Buna, Viton and Teflon
- Drive Options: pedestal mount, AC and DC voltages, single and three phase, ODP, TEFC, explosion proof and custom configurations
- Discharge port is 1/2" FPT and 3/4" MPT
- See page 124 for service parts

OBERDORFER



109MB / 700 Series (1" x 1 1/4")



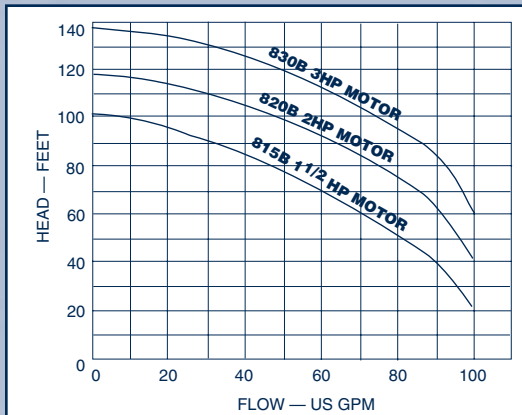
UP TO 95 GPM, 70 TDH

- Temperatures to 300° F
- Semi-open impeller
- Bronze Construction
- Elastomer Options: Buna, Viton and Teflon
- Drive Options: pedestal mount, AC and DC voltages, single and three phase, ODP, TEFC, explosion proof and custom configurations
- See page 124 for service parts

OBERDORFER



815/820/830B Series (1 1/4" x 1 1/2")



UP TO 100 GPM, 135 TDH

- Temperatures to 300° F
- Enclosed impeller
- Construction: Bronze
- Elastomer Options: Buna, Viton or Teflon
- Drive Options: pedestal mount, AC and DC voltages, single and three phase, ODP, TEFC, explosion proof, and custom configurations