

BRONZE GEAR PUMPS

CONTENTS UP TO 10.5 GPM, 100 PSI

INDEX

NEXT

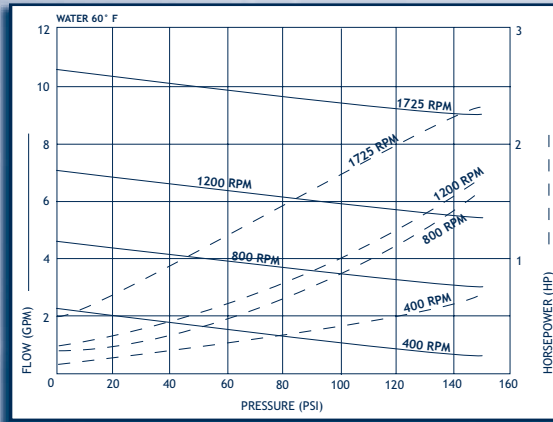
BACK

HOME


(150 PSI Intermittent)

- Bronze housing
- Seal Options: Buna or Viton® lip seal
- Available with or without relief valve in single and three phase, 50 and 60 hz, 12 and 24 vdc, IEEE-45 enclosure and custom configurations that meet MCA, Lloyds, ABS, and USCG specs

• See Page 10, N4000 series for foot mount version



OBERDORFER



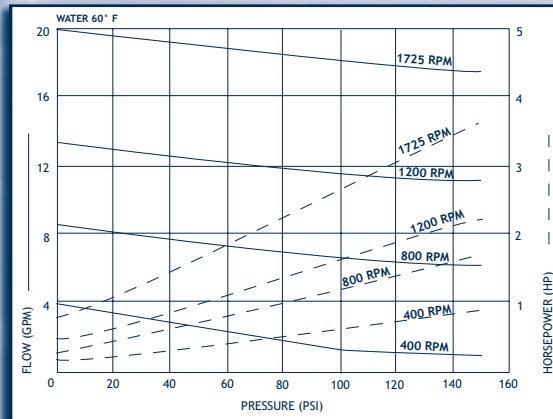
N994 (1/2" Ports)

UP TO 20 GPM, 100 PSI


(150 PSI Intermittent)

- Bronze housing
- Seal Options: Buna or Viton® lip seal
- Available with or without relief valve in single and three phase, 50 and 60 hz, 12 and 24 vdc, IEEE-45 enclosure and custom configurations that meet MCA, Lloyds, ABS, and USCG specs

• See Page 10, N7000 series for foot mount version



OBERDORFER



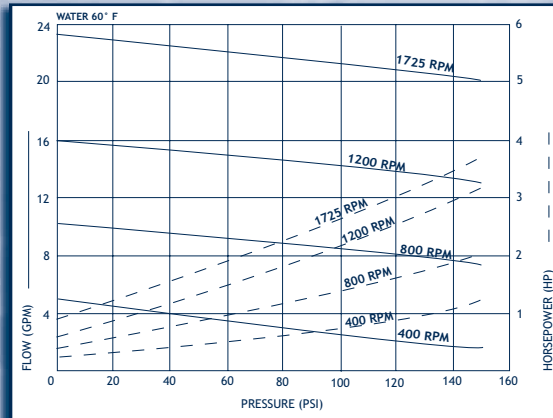
N970 (3/4" Ports)

UP TO 23 GPM, 100 PSI


(150 PSI Intermittent)

- Bronze housing
- Seal Options: Buna or Viton® lip seal
- Available with or without relief valve in single and three phase, 50 and 60 hz, 12 and 24 vdc, IEEE-45 enclosure and custom configurations that meet MCA, Lloyds, ABS, and USCG specs

• See Page 10, N9000 series for foot mount version



OBERDORFER



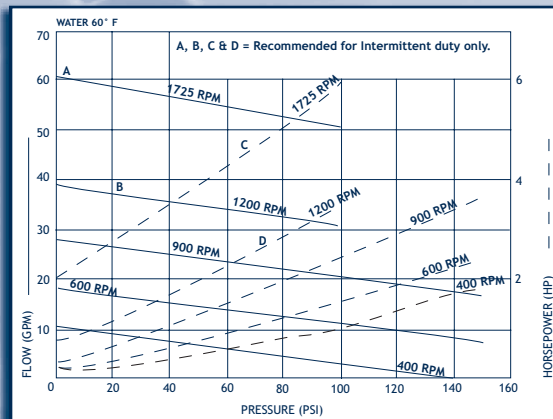
N990 (1" Ports)

UP TO 40 GPM, 100 PSI


(150 PSI Intermittent)

- Bronze housing
- Seal Options: Buna or Viton® lip seal
- Available in single and three phase, 50 and 60 hz, 12 and 24 vdc, IEEE-45 enclosure and custom configurations that meet MCA, Lloyds, ABS, and USCG specs

• See Page 10, N11HDM series for foot mount version



OBERDORFER



N1100 (1 1/4" Ports)