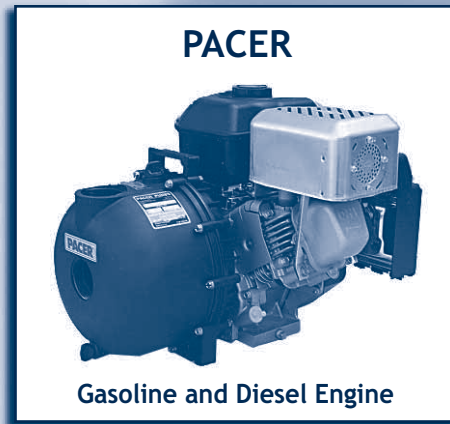
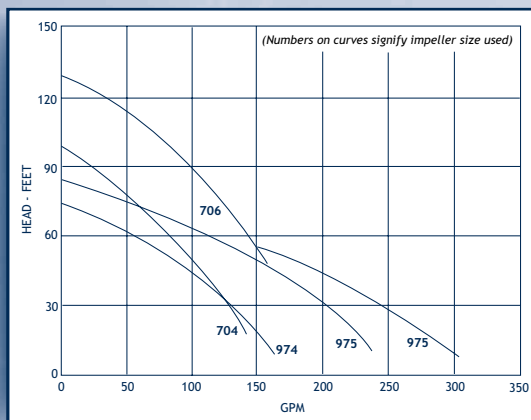


SELF-PRIMING CENTRIFUGALS

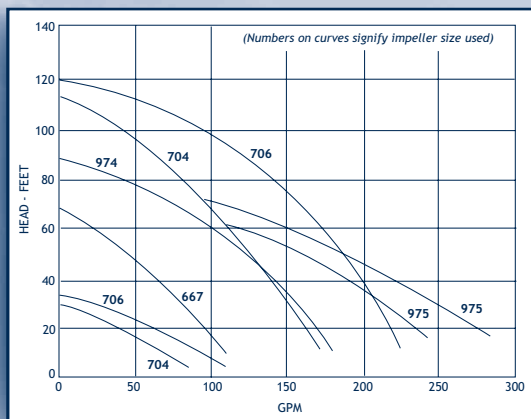
CONTENTS UP TO 300 GPM, 125' TDH

- Temperatures to 200° F (250° F for Ryton®)
- Open impeller
- Self-priming to 25 ft.
- Construction: glass filled polyester, Polypropylene and Ryton®
- Elastomer Options: Buna, EPDM and Viton®
- Drive Options: gasoline and diesel



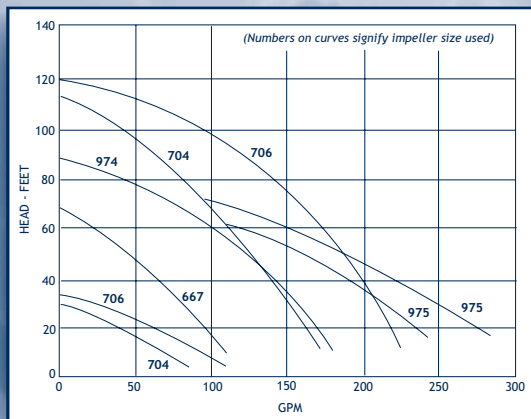
UP TO 280 GPM, 120' TDH

- Temperatures to 200° F (250° F for Ryton®)
- Open impeller
- Self-priming to 25 ft.
- Construction: glass filled polyester, Polypropylene and Ryton®
- Elastomer Options: Buna, EPDM and Viton®
- Drive Options: pedestal mount, electric motor (AC or DC, one or three phase, TEFC, ODP, XP) and custom configurations



UP TO 280 GPM, 120' TDH

- Temperatures to 200° F (250° F for Ryton)
- Open impeller
- Self-priming to 25 ft.
- Construction: glass filled polyester, Polypropylene and Ryton®
- Elastomer Options: Buna, EPDM and Viton®
- Drive Options: hydraulic, pneumatic, pulley, or clutch drive (manual or DC)



UP TO 325 GPM, 254' TDH

- Temperatures to 160° F
- Enclosed impeller
- Self-priming to 25 ft.
- Construction: cast iron with bronze impeller
- Buna Seal Standard: (Viton® optional)
- Drive Options: ODP, TEFC, explosion proof, 50 and 60 hz, engine, pedestal or custom configurations

