

# NON-METALLIC END SUCTION CENTRIFUGALS

CONTENTS

## UP TO 18 GPM, 160' TDH

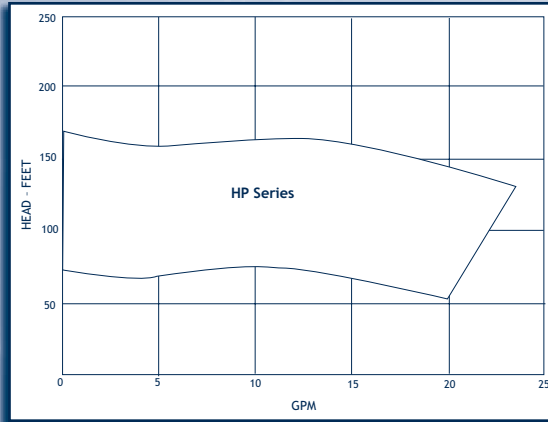
- Temperatures to 140°F
- Enclosed impellers
- Construction: CPVC, bronze or SS housing, CPVC impeller, EPR gasket
- Elastomer Options: Buna standard, non-metallic version, other materials available
- Drive Options: 1/2 to 2 hp, AC and DC voltages, ODP, TEFC and custom configurations including pedestal mounting

INDEX


NEXT

BACK

HOME



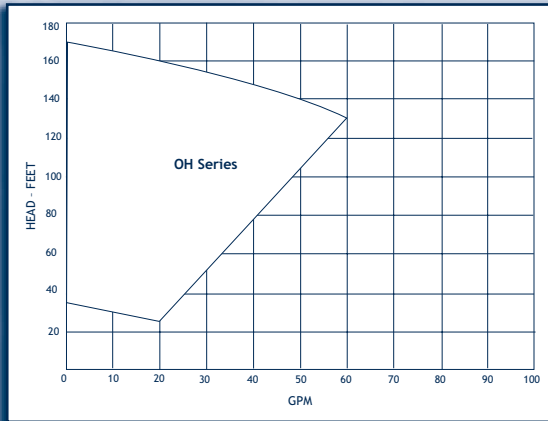
## PRICE



3/4" in CPVC and Bronze

## UP TO 60 GPM, 160' TDH

- Temperatures to 260°F (PVDF), 180°F (CPVC)
- Enclosed impeller
- Construction: CPVC or PVDF
- No metal to liquid contact
- Elastomers: EPR mechanical seal, o-ring, others available including flush option
- Drive Options: 1/4 to 3 hp, AC and DC voltages, ODP, TEFC, XP, and custom configurations including pedestal mount and air drive



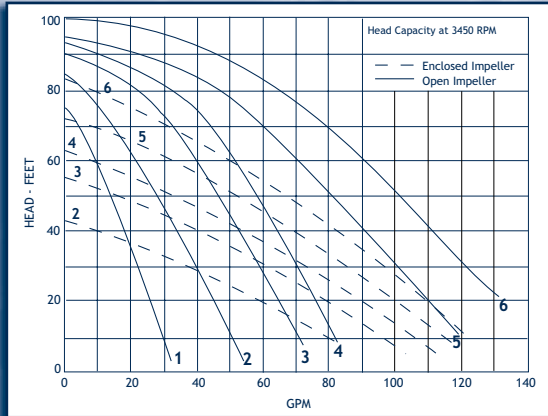
## PRICE




3/4" x 1" in CPVC and PVDF

## UP TO 130 GPM, 100' TDH

- Temperatures to 194°F
- Enclosed or semi-open impeller
- Construction: Polypropylene or Noryl
- Elastomer Options: Buna, Neoprene and Viton®, silicon carbide faces available (Polypropylene seal case available that eliminates all liquid to metal contact)
- Drive Options: pedestal mount, AC and DC voltages, single and three phase, ODP, TEFC, explosion proof and custom configurations



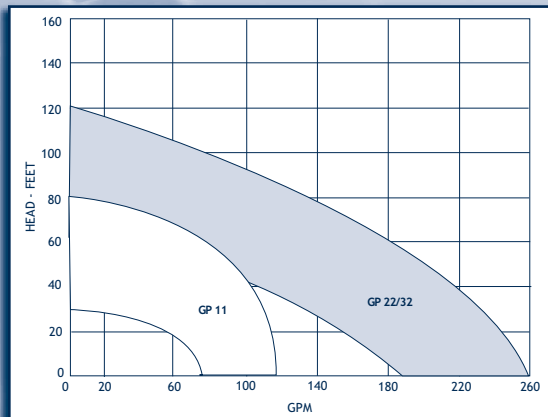
## SHERTECH



CMP Series (1 1/2" x 1 1/2")

## UP TO 260 GPM, 120' TDH

- Temperatures to 220°F
- Enclosed impeller
- Construction: Polypropylene or PVDF
- Seal Options: Viton® mechanical seal
- 1 1/2" NPT, 2" NPT or 2" x 3" flanged ports
- Drive Options: pedestal mount, AC and DC voltages, single and three phase, ODP, TEFC, explosion proof and custom configurations



## FINISH THOMPSON



GP Series (1 1/2", 2" and 3")