

CONTENTS

INDEX

NEXT

BACK

HOME

Brands Page

Ampco	56
AMT	51, 58, 59, 62, 63, 74
Burks	54, 62
Finish Thompson	57, 70, 71, 74, 75
Flomax	60
Gorman Rupp	62, 63
Goulds G & L	52, 53, 75, 80, 81
GRI	69
Griswold	55, 61
Iwaki	72
Kerr	76
Little Giant	73
March	64-69
Marlow	63
Micropump	69
MP	55, 60
Oberdorfer	51, 58
Pacer	61
Price	50, 51, 57, 58, 76, 80
Proven	113
Shertech	57
Ultrachem	71
Webster	74

Categories.... Page

Bronze	50, 51, 53-60, 76, 125, 130
Bronze Fitted... ..	50, 53-55, 61, 76
Cast Iron	50-55, 58-63, 74, 76, 130, 131
CD4MCU	63
CPVC	57, 74
ETEF	72
Hastelloy	68, 69
In-line	130
Kynar or PVDF	57, 64-71, 74
Magnetic Drive	64-74, 125, 126
Multistage	71, 80, 81, 129
Nickel Alum. Bronze	56
Noryl	57, 64
Polypropylene	57, 61, 64-74, 131
Pool	120, 121
Ryton	61, 64-65, 69, 73
Sanitary	89
Self-Priming	58-63, 68, 124, 125
Stainless	50-52, 55-57, 59
.....	67-69, 75, 76, 125
Submersible	112-118
Trash	62, 63
Vertical	74-76, 129
Well	122

TEMPERATURES TO 650 °F

MP's HTO-80 and 120 high temperature series was designed specifically for applications in the plastics, chemical, food and processing industries where recirculation or transfer of high temperature fluids are required. This particular pump was assembled with a variable speed motor to transfer heat by moving hot oil through a packaging machine. Additional specifications or assistance in pump selection for your application is available upon request.




BOOSTER SYSTEM FOR RESORT

This duplex pump system with controller incorporates two G & L 3656 series centrifugals. It was designed, assembled and sold to an exclusive resort in the Caribbean as a booster system (we wish we had been invited to startup!). Need a custom system? Give us a call and we'll quote and design one to meet your needs.



ENVIRONMENTAL WASTE

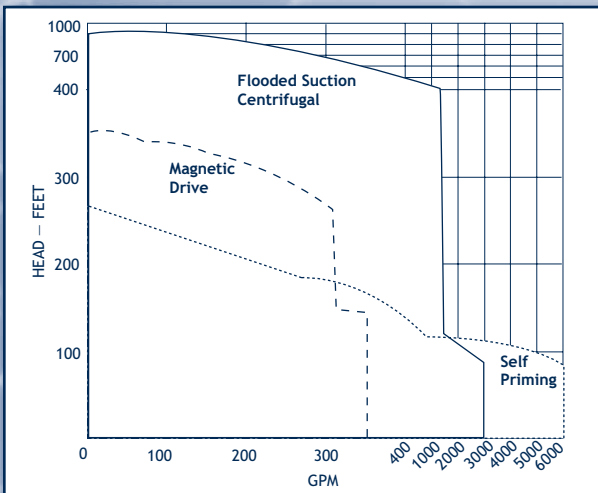

An environmental company required a self-priming trash pump (they did not want submersible) to lift environmental waste 2' vertically and horizontally 10'. They required high flow and obviously very, very low head. We designed, assembled and supplied two 3" x 3" AMT trash pump heads that we custom pedestal mounted to allow two 1800 rpm TEFC motors as drives.



These assemblies delivered the required specs, were extremely quiet and should operate continuously for years to come.

PHOTO DEVELOPING PUMPS

Many photo developing machines utilize magnetic drive centrifugals to recirculate developers and fixers. This includes the one-hour automated photo developing systems found everywhere. Iwaki and March are the most common brands. See page 126 for these and other OEM photo developing replacement pumps



RULES OF THUMB

Check Rotation! One of the most common reasons for lower than expected flow and head on centrifugal pumps is the reversing of rotation. Check your pump upon start-up and verify the rotation is correct. This happens often on three phase pumps where the motor rotation direction can not be determined until wired.

Never Restrict The Suction! This will cause cavitation and result in damage to the pump. If you need to control the flow do it on the discharge side of the pump.

Air Floats! Avoid high spots in your plumbing where air will get trapped. It may lead to an air-lock in your system.

Need To Double Your Flow? Plan on your head pressure requirement to increase four times unless you increase the plumbing diameter of your installation.