

BRONZE FLEXIBLE IMPELLER

CONTENTS

UP TO 3 GPM, 30' TDH

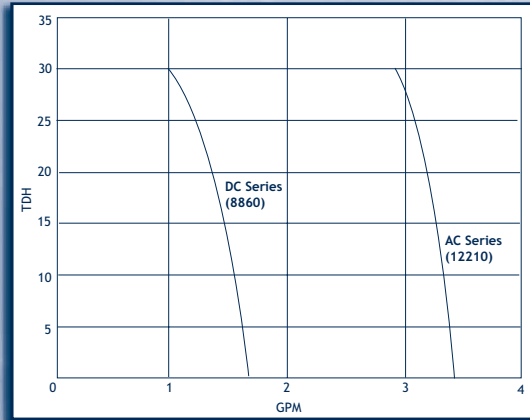
- Temperatures to 180° F
- Dry priming to 5 ft., 20 ft. wet prime
- Neoprene impeller standard, Buna option
- Bronze pump body with male garden hose threads, NPT internal threads
- Ports: 3/8" FPT, includes two 3/4" garden hose adapters
- 12 or 24vdc, or 115vac, 115v version comes with 6 ft. power cord

INDEX

NEXT

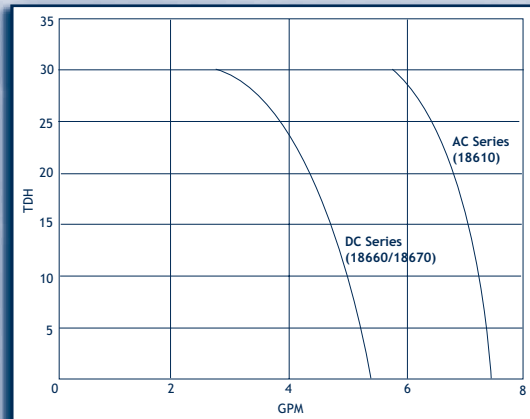
BACK

HOME




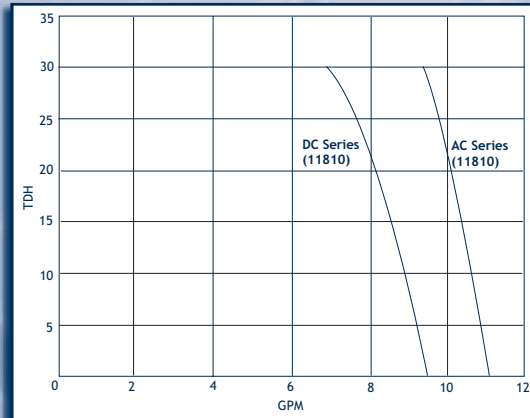
UP TO 7 GPM, 30' TDH

- Temperatures to 180° F
- Dry priming to 6 ft., 20 ft. wet prime
- Neoprene impeller standard, Buna or Viton® options available
- Bronze pump body with hose barb, NPT internal threads
- Ports: 1/2" FPT, includes two 3/4" garden hose adapters
- 12 or 24vdc, or 115vac, 115v version comes with 8 ft. power cord



UP TO 9.5 GPM, 30' TDH

- Temperatures to 180° F
- Dry priming to 10 ft., 22 ft. wet prime
- Buna impeller standard
- Bronze pump body with stainless shaft sleeve
- Ports: 3/4" GHT / 1/2" FPT
- 12 or 24vdc, 115vac operation
- Open or totally enclosed motors



UP TO 23 GPM, 60' TDH

- Temperatures to 180° F
- Dry priming to 10 ft., 22 ft. wet prime
- Buna impeller standard, Neoprene optional
- Bronze pump body with stainless shaft sleeve
- Ports: 1" FPT
- 3/4 hp, 115vac motor, ODP or TEFC with 8 ft. power cord

