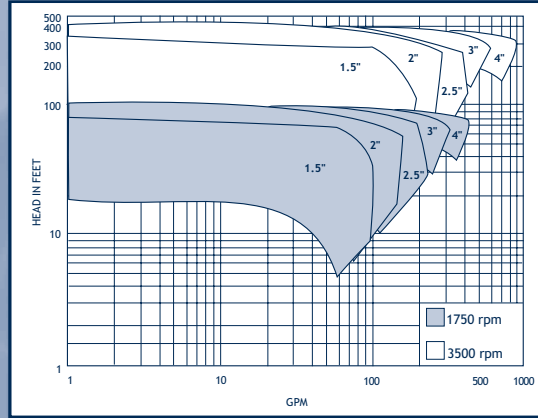


BOOSTERS AND RECIRCULATORS

GOULDS G & L



SFC In-Line



UP TO 950 GPM, 400' TDH

- Temperatures to 250° F
- Enclosed impeller
- Materials in contact with solution: 316L SS impeller (3" and 4" series have cast iron impellers) and cast iron housing
- Motor Options: Single and three phase motors in ODP, TEFC and explosion proof

CONTENTS


INDEX

NEXT

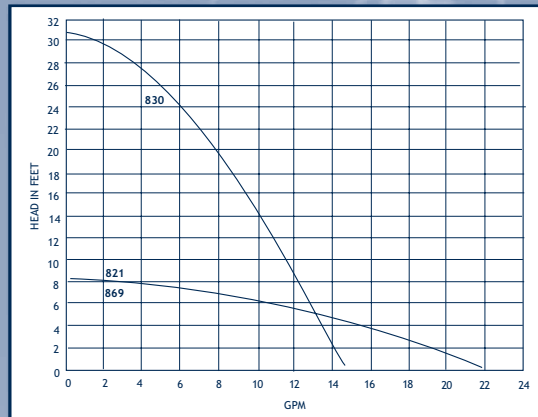
BACK

HOME

MARCH




821 / 869 / 830 Series



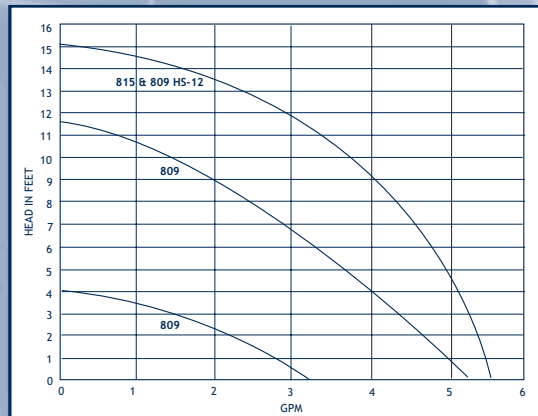
UP TO 22 GPM, 30' TDH

- Temperatures to 350° F
- Enclosed impeller
- 3/4" FPT on flanged ports
- Construction: bronze or cast iron
- Materials in contact with solution: housing material, 316SS, Ryton® or Nylon, ceramic, nitrile/fiber gasket and carbon
- Voltage Options: 115 or 230 vac

MARCH




809 / 815 Series



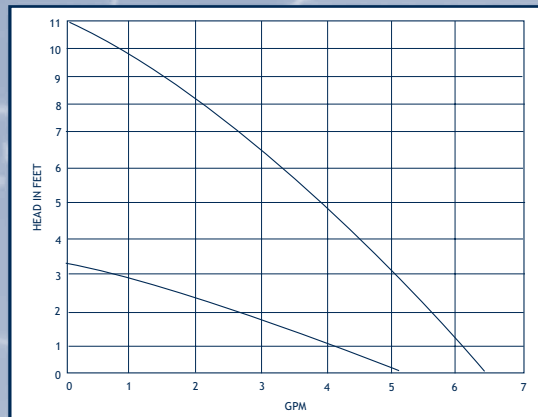
UP TO 5.5 GPM, 15' TDH

- Temperatures to 250° F
- Open impeller
- 1/2" MPT ports (3/4" MPT inlet on center inlet models)
- Construction: bronze or plastic
- Materials in contact with solution: housing material, 316SS, silicon rubber, Ryton® and Teflon®
- Voltage Options: 12 or 24 vdc

HARTELL



MD Series



UP TO 6.5 GPM, 11' TDH

- Temperatures to 200° F
- Open impeller
- Materials in contact with solution: bronze, 316SS, Ryton®, Buna, ceramic bushings
- Common models: (open motors)
 MD-3-1U: 115 vac, 1/2" MPT
 MD-3-2U: 208/230 vac, 1/2" MPT
 MD-4-1U: 115 vac, 3/8" FPT
 MD-4-2U: 208/230 vac, 3/8" FPT
 MD-14-2U: 208/230 vac, 5/8" flared