


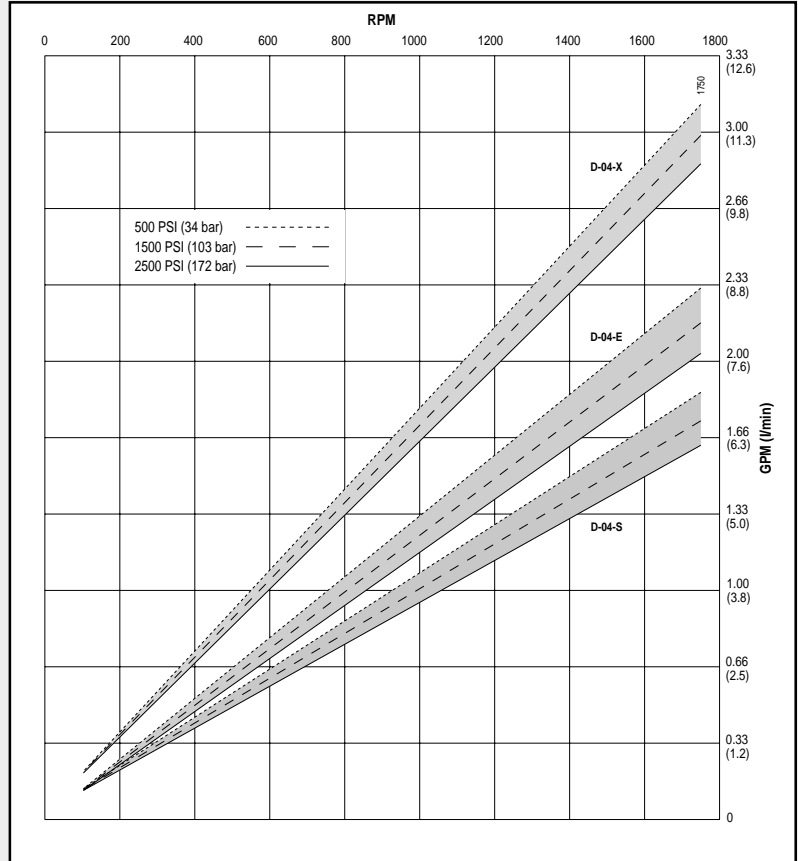
**HYDRA-CELL**



**D-04 Series – 3 gpm, 2500 psi max.**

**.25 – 3 GPM, UP TO 2500 PSI**

- Temperatures to 250° F
- Ports: 1/2" inlet, 1/2" outlet
- Housing Options: Brass and 304SS
- Diaphragm Options: Buna and Viton



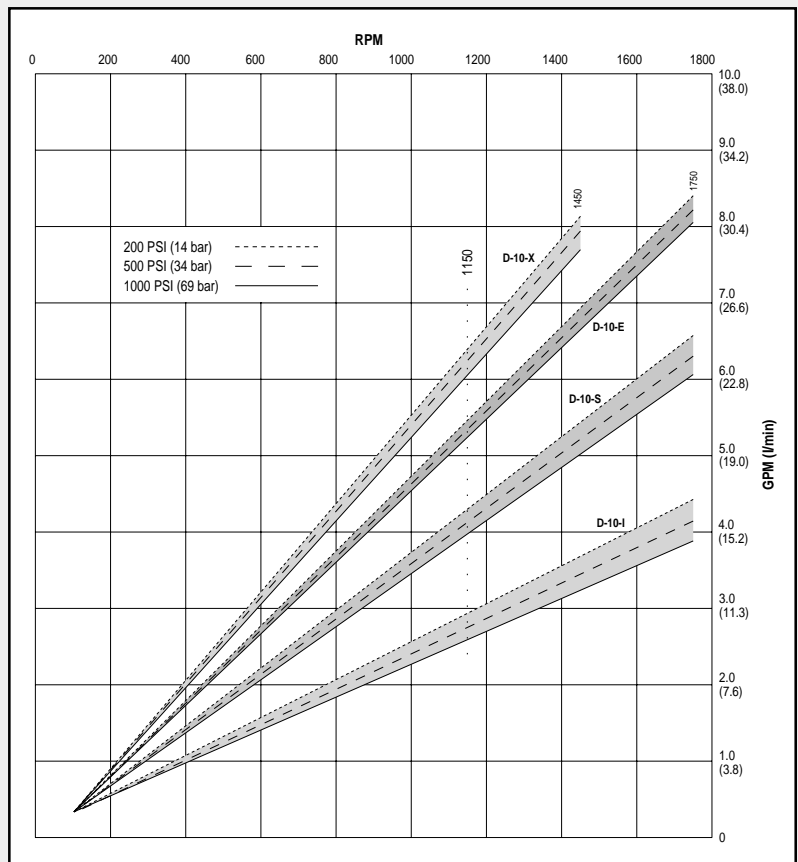
**HYDRA-CELL**



**D-10 Series – 8 gpm, 1000 psi max.**

**1 – 8 GPM, UP TO 1000 PSI**

- Temperatures to 300° F
- Ports: 1" inlet, 3/4" outlet
- Housing Options: Brass, 316SS, Nickel Alloy, Polypropylene, Kynar and Cast Iron (Nickel plated)
- Diaphragm Options: Buna, Viton, EPDM, Neoprene and Teflon



Slurry duty version available

**FOR ENGINEERING AND PUMP SELECTION ASSISTANCE CALL DEPCO AT 1-800-446-1656**