


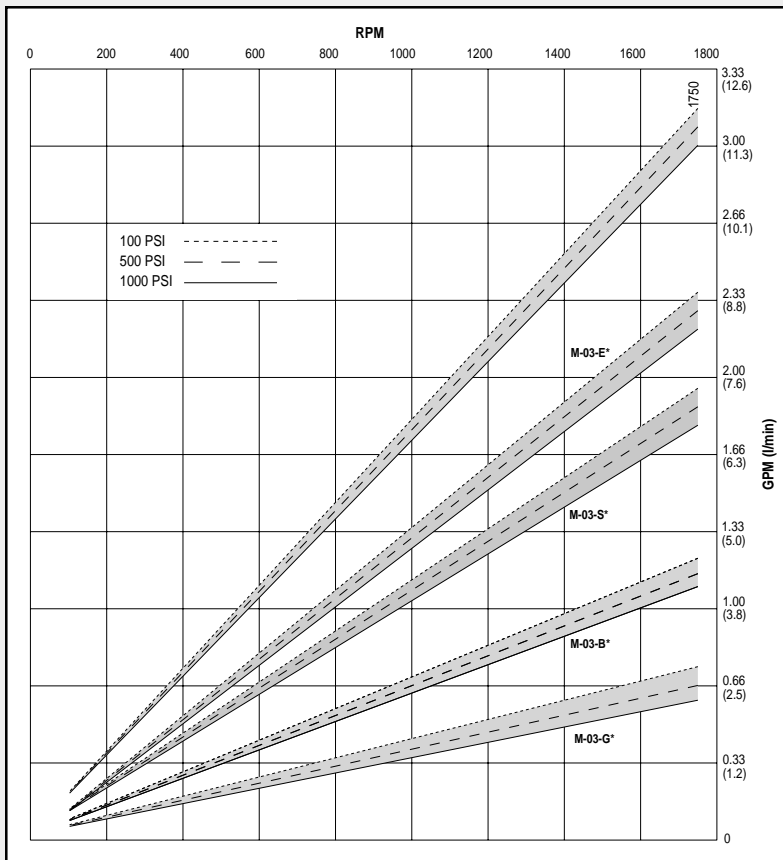
## HYDRA-CELL




**F20 Series – 1 gpm, 1500 psi max.**

### 0 – 1 GPM, UP TO 1500 PSI

- Temperatures to 250° F
- Ports: 1/2" inlet, 3/8" outlet
- Housing Options: Brass, 316SS, Hastelloy C, Polypropylene and Kynar
- Diaphragm Options: Buna, Viton, EPDM, Neoprene and Teflon



## HYDRA-CELL



**M03 Series – 3 gpm, 1200 psi max.**

### .25 – 3 GPM, UP TO 1200 PSI

- Temperatures to 250° F
- Ports: 1/2" inlet, 3/8" outlet
- Housing Options: Brass, 316SS, Nickel Alloy, Polypropylene and Kynar
- Diaphragm Options: Buna, Viton and EPDM