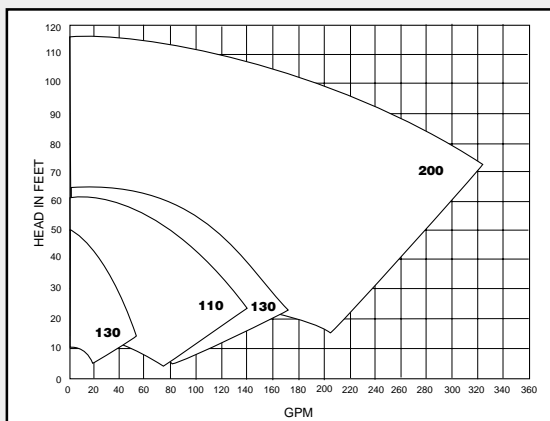



UP TO 320 GPM, 115 TDH

- Temperatures to 300° F
- Semi-open impeller
- Construction: cast iron or bronze
- Seal Options: Viton or packing
- Drive Options: pulley, clutch or electric motor



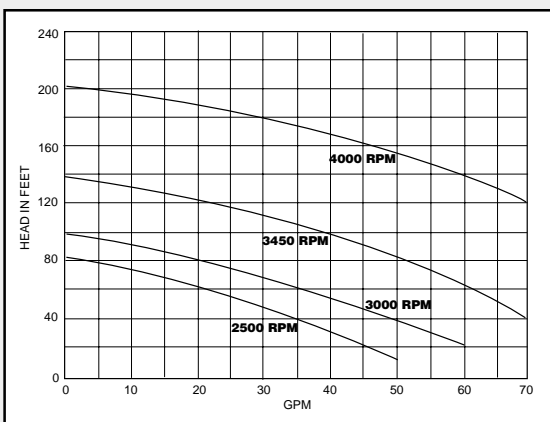
MP (Cast Iron & Bronze)



30, 110, 130 & 200 Series

UP TO 70 GPM, 90 PSI

- Temperatures to 300° F
- Enclosed impeller
- Construction: Bronze
- Seal Options: Viton
- Ports: 1 1/4" FPT x 1" FPT



OBERDORFER (Bronze)



800B Series (Reverse Rotation)

UP TO 140 GPM, 170 PSI

- Temperatures to 140° F
- Enclosed impeller
- Construction: Cast Iron or Polypro Hsg (Nylon impeller in Cast Iron version)
- Seal Options: Viton, Buna, Silicon Carbide
- Drive Options: hydraulic, PTO, pulley, gear drive, clutch and reverse rotation

	10 PSI	20 PSI	40 PSI	60 PSI	80 PSI	100 PSI	120 PSI	140 PSI	160 PSI
RPM	GPM	GPM	GPM	GPM	GPM	GPM	GPM	GPM	GPM
2400	80	65	26						
3600	105	105	92	50					
4200		120	115	98	56				
5000		140	138	130	118	88	45		
5500		140	138	135	130	118	90	60	
6000		140	140	140	135	130	125	100	80

HYPRO (Cast Iron and Polypro)



9000 Series

UP TO 122 GPM, 50 PSI

- Temperatures to 140° F
- Enclosed impeller
- Construction: Cast Iron with Nylon impeller
- Seal Options: Viton, Buna and Silicon Carbide
- Drive Options: hydraulic, PTO, pulley, gear drive, clutch and reverse rotation

	10 PSI	20 PSI	40 PSI	60 PSI	80 PSI	100 PSI	120 PSI	140 PSI	150 PSI
RPM	GPM	GPM	GPM	GPM	GPM	GPM	GPM	GPM	GPM
2400	64	29							
3600	103	101	60						
4200	119	118	97	54					
5000	122	121	119	110	78	25			
5500	122	121	119	116	110	79	29		
6000	122	121	119	116	114	110	82	40	16

HYPRO (Cast Iron)



9000-SP Self-Priming Series