
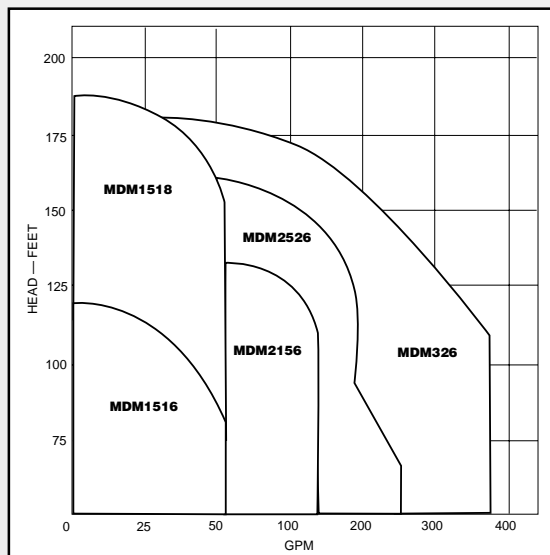


"PROCESS" MAGNETIC DRIVE CENTRIFUGALS

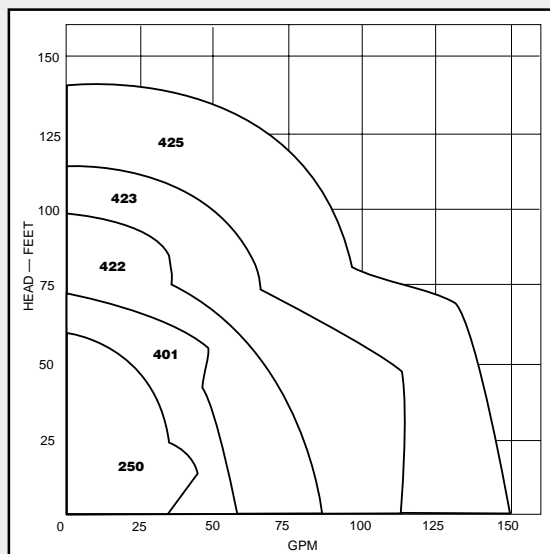
UP TO 375 GPM, 185 TDH

- Dry running
- CFRETFE or PFA housing material
- High purity process
- Back pull-out construction
- Available in ANSI B73.1 sizes




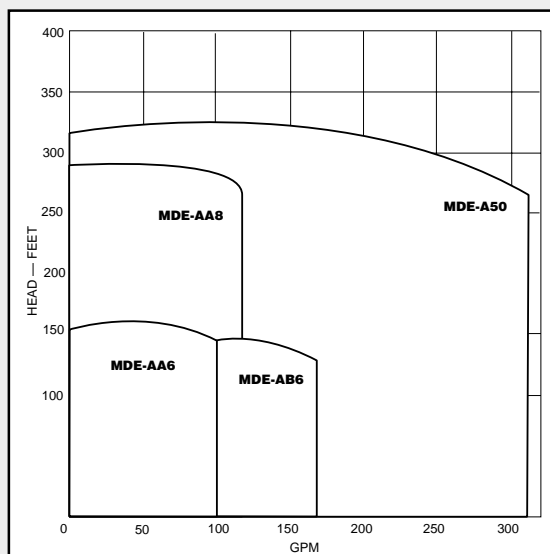
UP TO 150 GPM, 140 TDH

- Dry running
- ETFE Fluoropolymer housing material make the MDF-L ideal for chemistries of HF, HCL, H₂SO₄, and KOH
- Modular construction simplifies pump maintenance and reduces parts costs



UP TO 310 GPM, 320 TDH

- ETFE or PFA housing materials: ETFE for cost-effective handling of aggressive fluids or PFA for the highest level of purity available in semiconductor or electronics grade applications
- Back pull-out construction
- Available in ANSI B73.1 sizes



FOR ENGINEERING AND PUMP SELECTION ASSISTANCE CALL DEPCO AT 1-800-446-1656