


**UP TO 3.5 GPM, 40 PSI IN CONTINUOUS DUTY
115 VAC 60 HZ**

- 40 PSI demand switch
- Temperatures to 130° F
- Self-priming to 10 feet
- Ports: 1/2" hose barb or MPT (Options: 5/8" hose barb, 3/4" hose barb or 3/4" GHT)
- Wetted parts
Housing: Polypropylene
Diaphragm: Santoprene
Check Valves: Viton
Exposed Metal: 316SS




MODEL NUMBER	VOLTAGE	DIAPHRAGM/VALVE MATERIALS	MAX GPM	GPM FLOW RATE AT STATED PSI			
				10 PSI	20 PSI	30 PSI	40 PSI
JA 30801-0115	115 vac	Santoprene/Viton	3.50	3.20	3.00	2.90	2.60

**Additional elastomer and flow combinations available.*

**UP TO 3 GPM, 40 PSI IN CONTINUOUS DUTY
12VDC AND 24 VDC**

- Available with or without a 40 PSI demand switch
- Temperatures to 130° F
- Self-priming to 8 feet
- Ports: 1/2" hose barb or MPT (Options: 5/8" hose barb, 3/4" hose barb or 3/4" GHT)
- Wetted parts
Housing: Polypropylene
Diaphragm: Santoprene
Check Valves: Viton
Exposed Metal: 316SS

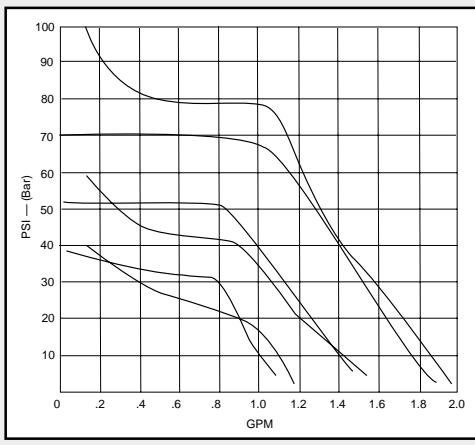


MODEL NUMBER	VOLTAGE	DIAPHRAGM/VALVE MATERIALS	PRESSURE SWITCH	MAX GPM	GPM FLOW RATE AT STATED PSI				AMPS AT 10 PSI
					10 PSI	20 PSI	30 PSI	40 PSI	
JA 31820-0492	12 vdc	Santoprene/Viton	No	3.00	2.80	2.50	2.25	2.05	5
JA 31820-0494	24 vdc	Santoprene/Viton	No	3.00	2.80	2.50	2.25	2.05	2.5
JA 31821-0492	12 vdc	Santoprene/Viton	Yes/40 psi	3.00	2.80	2.50	2.25	2.05	5
JA 31821-0494	24 vdc	Santoprene/Viton	Yes/40 psi	3.00	2.80	2.50	2.25	2.05	2.5

**Additional elastomer and flow combinations available.*

**UP TO 2.2 GPM, 100 PSI,
IN AC OR DC VOLTAGES**

- 15 to 100 PSI switch or by-pass
- Temperatures to 140° F
- Self-priming to 8 feet
- Ports: 3/8" FPT
- Voltage Options: 12 vdc, 24 vdc, 115 vac 50/60 hz, and 230 vac 50/60 hz
- Wetted parts
Housing: Polypropylene
Diaphragm: Viton, EPDM or Buna
Check Valves: Viton, EPDM or Buna



**Call for the model to meet your requirements*

