
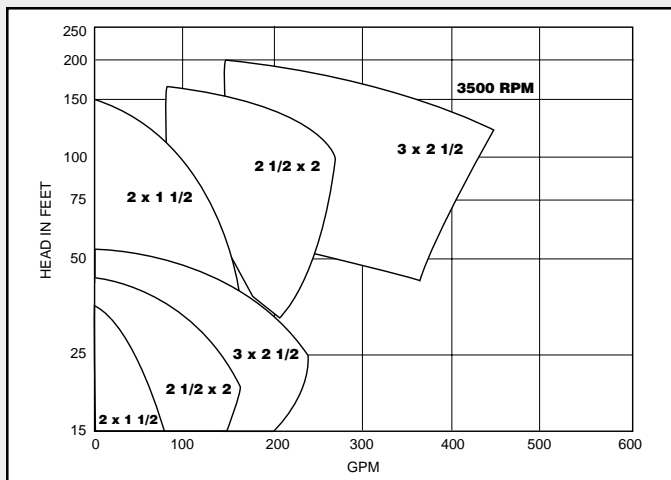




UP TO 450 GPM, 220 TDH, 32RA (150 GRIT) STANDARD, 12RA (320 GRIT) OPTIONAL


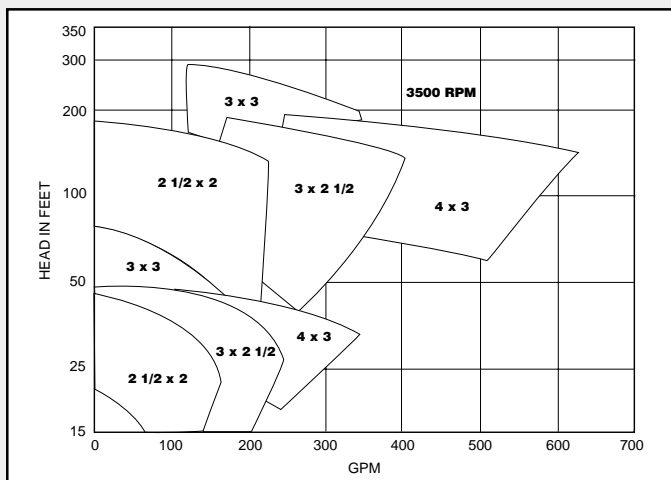
Ampco's M series pumps are constructed of 316L polished stainless steel and utilizes the superior efficiency of the semi-open "Francis" style impeller design, a unique external seal that provides maximum cleanability, and surface finishes from 32RA (150 grit) to 12RA (320 grit). Temperatures as high as 250° F and working pressures of up to 125 PSI are possible. Each pump is in conformance with 3A sanitary standards for centrifugal pumps for milk and milk products, number 02-08 and come standard with CIP clamp ports.



Pump Series	Max Flow	Max Head	HP Range	Inlet	Outlet
M - 2 x 1 1/2	165 GPM	150 Feet	1 to 10	2"	1 1/2"
M - 2 1/2 x 2	275 GPM	185 Feet	1 to 15	2 1/2"	2"
M - 3 x 2 1/2	450 GPM	220 Feet	2 to 20	2"	1 1/2"

UP TO 620 GPM, 315 TDH, 3A APPROVAL FOR CIP/COP SYSTEMS (47-00)

In 1997, Ampco introduced the DC3 series, the first pump approved under 3A sanitary standards for centrifugal and positive rotary pumps for pumping cleaning and sanitizing solutions (47-00). This series utilizes an efficient enclosed impeller, can handle temperatures as high as 250° F and working pressures of up to 125 PSI, and has surface finish better than SIS #1.



Pump Series	Max Flow	Max Head	HP Range	Inlet	Outlet
DC 2 1/2 x 2	220 GPM	175 Feet	1 to 15	2 1/2"	2"
DC 3 x 2 1/2	400 GPM	200 Feet	1 to 25	3"	2 1/2"
DC 3 x 3	425 GPM	315 Feet	10 to 40	3"	3"
DC 4 x 3	620 GPM	175	2 to 30	4"	3"

FOR ENGINEERING AND PUMP SELECTION ASSISTANCE CALL DEPCO AT 1-800-446-1656